

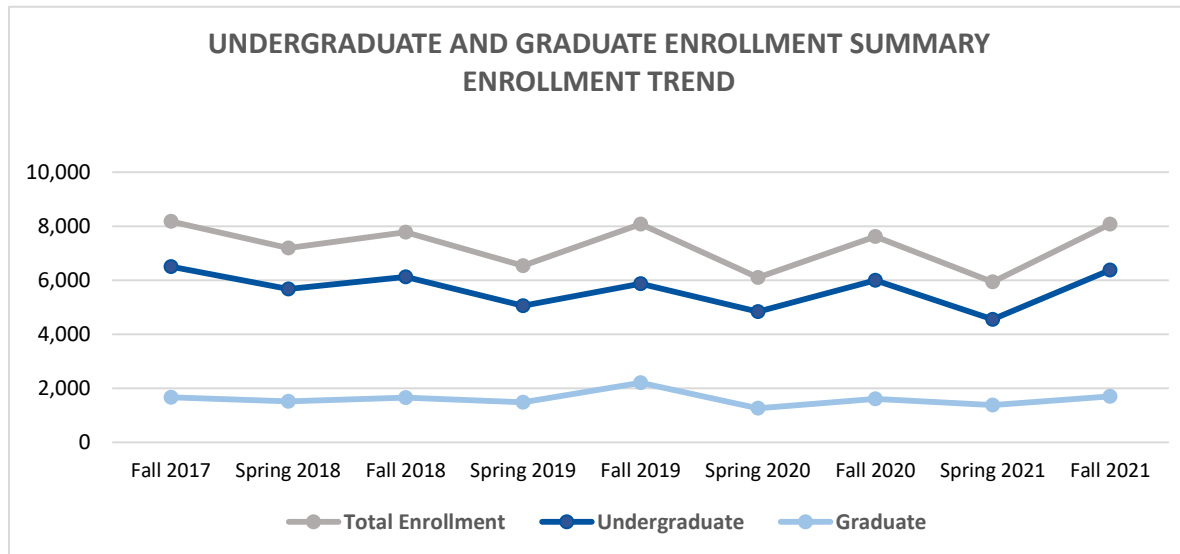
**Fact Book 2021-2022**  
**Combined Summarized Report**  
**Table of Contents**

|  |       |
|--|-------|
| Undergraduate and Graduate Enrollment Summary            | p. 2  |
| Undergraduate Enrollment Summary                         | p. 3  |
| Graduate Enrollment Summary                              | p. 4  |
| Enrollment by Registration Type                          | p. 5  |
| Enrollment by Student Level and Classification           | p. 7  |
| Enrollment by Gender                                     | p. 8  |
| Enrollment by Race                                       | p. 10 |
| Enrollment by College and Race                           | p. 12 |
| Enrollment by College and Major                          | p. 15 |
| Enrollment by College, Major, and Concentration          | p. 19 |
| Enrollment Summary by Location                           | p. 30 |
| Enrollment by State                                      | p. 32 |
| Enrollment by Tennessee County                           | p. 35 |
| International Student Enrollment by Nation               | p. 38 |
| Transfers by Sending Institution                         | p. 40 |
| First-Time Freshmen One-Year Retention                   | p. 41 |
| First-Time Freshmen by Recruiting High School            | p. 42 |
| First-Time Freshmen High School GPA Averages             | p. 43 |
| First-Time Freshmen ACT and SAT Composite Score Averages | p. 44 |
| First-Time Freshmen by Tennessee County                  | p. 46 |
| Six-Year Graduation Rates                                | p. 47 |
| Degrees Awarded  | p. 48 |
| Degrees Awarded by Major                                 | p. 50 |
| STEM Degrees Awarded                                     | p. 52 |
| STEM Degrees Awarded by Major                            | p. 54 |
| STEM Major Enrollment                                    | p. 55 |
| Honors College Enrollment Summary                        | p. 57 |
| Undergraduate Degrees Awarded with University Honors     | p. 58 |

**Tennessee State University**  
**Undergraduate and Graduate Enrollment Summary**  
**Fall 2017 - Fall 2021**

|                         | Fall<br>2017 | Spring<br>2018 | Fall<br>2018 | Spring<br>2019 | Fall<br>2019 | Spring<br>2020 | Fall<br>2020 | Spring<br>2021 | Fall<br>2021 |
|-------------------------|--------------|----------------|--------------|----------------|--------------|----------------|--------------|----------------|--------------|
| <b>Total Enrollment</b> | <b>8,177</b> | <b>7,195</b>   | <b>7,774</b> | <b>6,534</b>   | <b>8,081</b> | <b>6,103</b>   | <b>7,615</b> | <b>5,936</b>   | <b>8,077</b> |
| Undergraduate           | 6,505        | 5,678          | 6,121        | 5,056          | 5,875        | 4,842          | 6,000        | 4,554          | 6,375        |
| Graduate                | 1,672        | 1,517          | 1,653        | 1,478          | 2,206        | 1,261          | 1,615        | 1,382          | 1,702        |
| Full-time               | 6,129        | 5,324          | 5,666        | 4,899          | 5,439        | 4,667          | 5,486        | 4,347          | 5,631        |
| Part-time               | 2,048        | 1,871          | 2,108        | 1,635          | 2,642        | 1,436          | 2,129        | 1,589          | 2,446        |
| Credit Hours            | 101,679      | 87,426         | 94,502       | 79,873         | 92,718       | 75,459         | 91,432       | 71,473         | 94,682       |
| FTE <sup>1</sup>        | 6,984        | 6,015          | 6,495        | 5,505          | 6,400        | 5,191          | 6,292        | 4,943          | 6,524        |

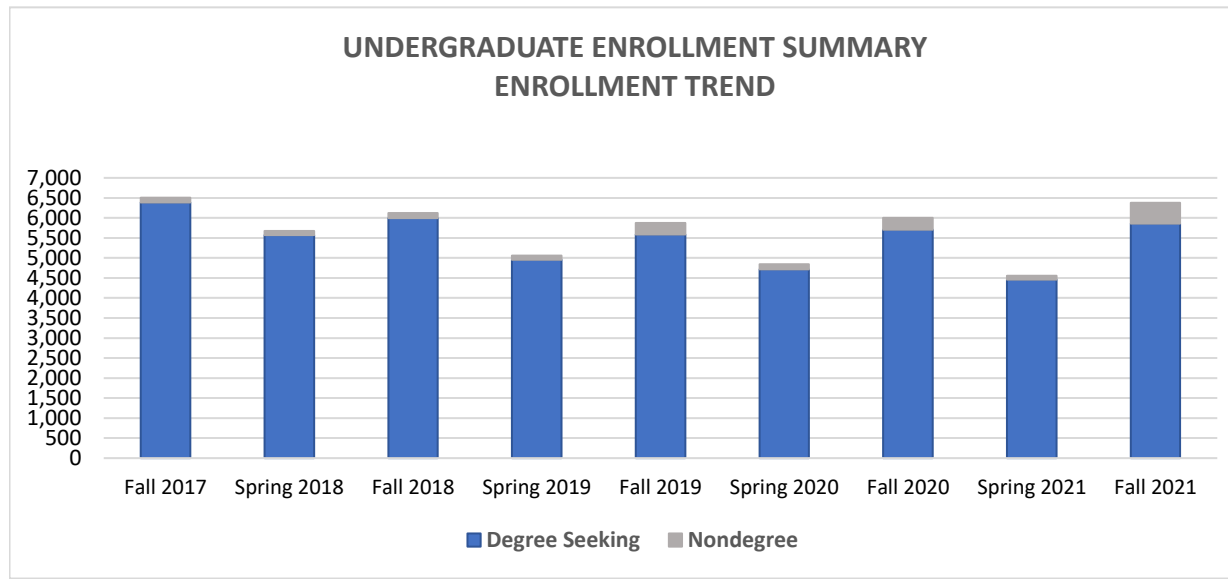
<sup>1</sup>FTE (Full-time Equivalency) = UG credit hours/15 + GR credit hours/12



**Tennessee State University  
Undergraduate Enrollment Summary  
Fall 2017 - Fall 2021**

|                            | Fall<br>2017 | Spring<br>2018 | Fall<br>2018 | Spring<br>2019 | Fall<br>2019 | Spring<br>2020 | Fall<br>2020 | Spring<br>2021 | Fall<br>2021 |
|----------------------------|--------------|----------------|--------------|----------------|--------------|----------------|--------------|----------------|--------------|
| <b>Total Undergraduate</b> | <b>6,505</b> | <b>5,678</b>   | <b>6,121</b> | <b>5,056</b>   | <b>5,875</b> | <b>4,842</b>   | <b>6,000</b> | <b>4,554</b>   | <b>6,375</b> |
| Degree Seeking             | 6,383        | 5,573          | 5,997        | 4,953          | 5,586        | 4,717          | 5,707        | 4,456          | 5,855        |
| Nondegree                  | 122          | 105            | 124          | 103            | 289          | 125            | 293          | 98             | 520          |
| Full-time                  | 5,431        | 4,669          | 5,029        | 4,270          | 4,807        | 4,054          | 4,816        | 3,662          | 4,907        |
| Part-time                  | 1,074        | 1,009          | 1,092        | 786            | 1,068        | 788            | 1,184        | 892            | 1,468        |
| Credit Hours               | 89,358       | 76,203         | 82,800       | 69,042         | 79,587       | 65,826         | 79,666       | 60,771         | 81,971       |
| FTE <sup>1</sup>           | 5,957        | 5,080          | 5,520        | 4,603          | 5,306        | 4,388          | 5,311        | 4,051          | 5,465        |

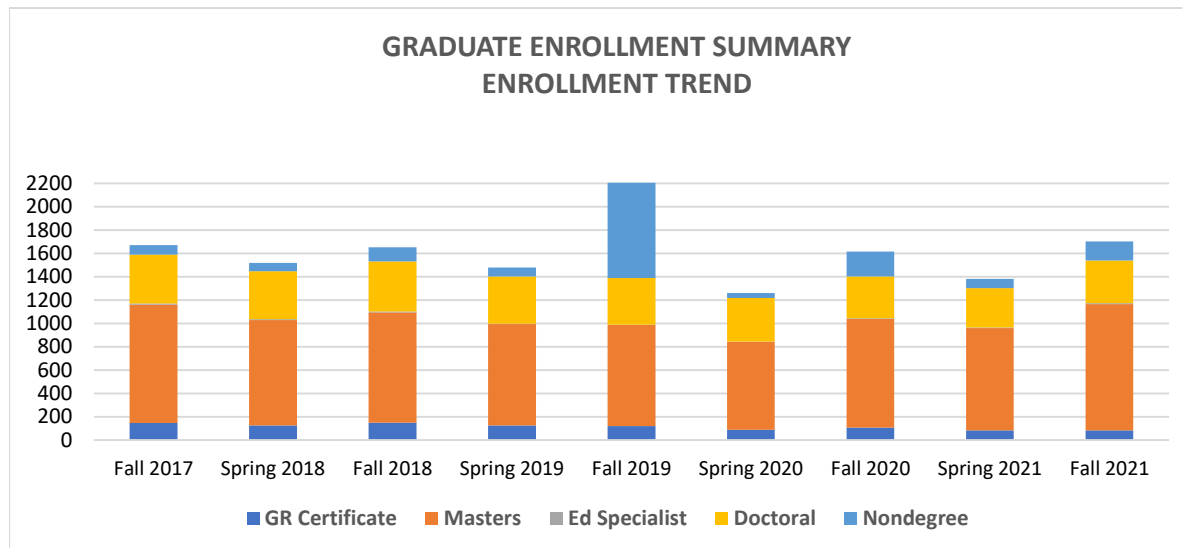
<sup>1</sup>FTE (Full-time Equivalency) = credit hours/15



**Tennessee State University  
Graduate Enrollment Summary  
Fall 2017 - Fall 2021**

|                       | Fall<br>2017 | Spring<br>2018 | Fall<br>2018 | Spring<br>2019 | Fall<br>2019 | Spring<br>2020 | Fall<br>2020 | Spring<br>2021 | Fall<br>2021 |
|-----------------------|--------------|----------------|--------------|----------------|--------------|----------------|--------------|----------------|--------------|
| <b>Total Graduate</b> | <b>1,672</b> | <b>1,517</b>   | <b>1,653</b> | <b>1,478</b>   | <b>2,206</b> | <b>1,261</b>   | <b>1,615</b> | <b>1,382</b>   | <b>1,702</b> |
| GR Certificate        | 145          | 125            | 150          | 126            | 119          | 88             | 108          | 84             | 84           |
| Masters               | 1,014        | 903            | 944          | 868            | 867          | 753            | 932          | 876            | 1,080        |
| Ed Specialist         | 11           | 9              | 7            | 3              | 3            | 4              | 5            | 6              | 10           |
| Doctoral              | 419          | 409            | 430          | 404            | 401          | 374            | 356          | 337            | 366          |
| Nondegree             | 83           | 71             | 122          | 77             | 816          | 42             | 214          | 79             | 162          |
| Full-time             | 698          | 655            | 637          | 629            | 632          | 613            | 670          | 685            | 724          |
| Part-time             | 974          | 862            | 1,016        | 849            | 1,574        | 648            | 945          | 697            | 978          |
| Credit Hours          | 12,321       | 11,223         | 11,702       | 10,831         | 13,131       | 9,633          | 11,766       | 10,702         | 12,711       |
| FTE <sup>1</sup>      | 1,027        | 935            | 975          | 903            | 1,094        | 803            | 981          | 892            | 1,059        |

<sup>1</sup>FTE (Full-time Equivalency) = credit hours/12



**Tennessee State University  
Enrollment by Registration Type  
Undergraduate Enrollment  
Fall 2017 - Fall 2021**

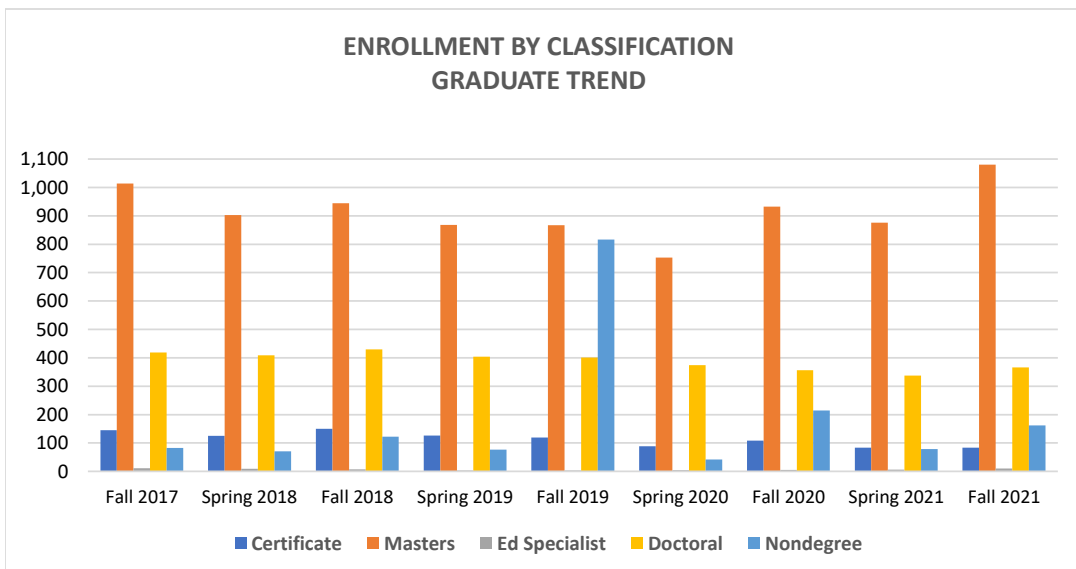
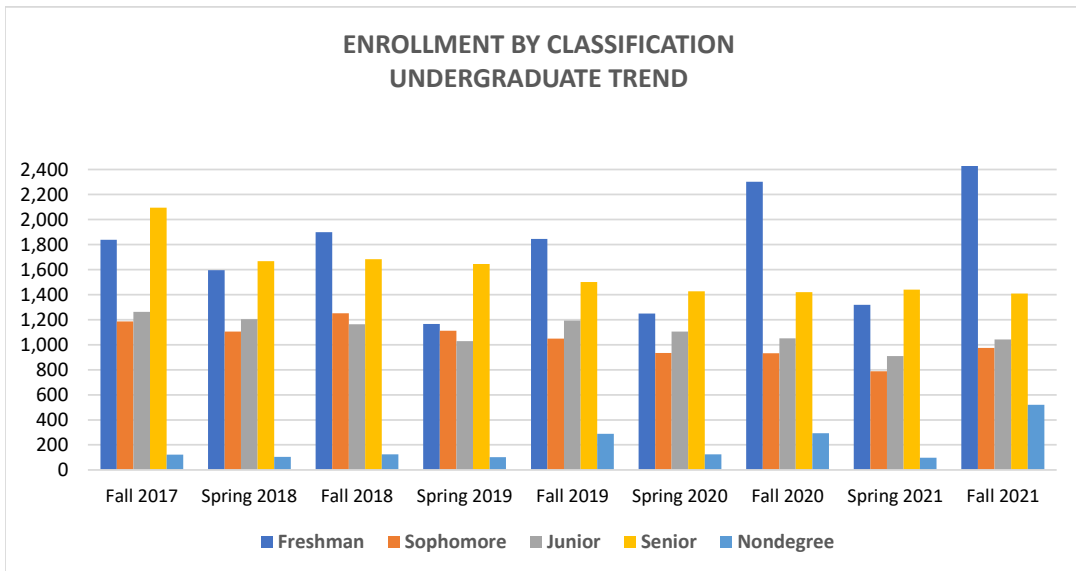
|                                      | Fall<br>2017 | Spring<br>2018 | Fall<br>2018 | Spring<br>2019 | Fall<br>2019 | Spring<br>2020 | Fall<br>2020 | Spring<br>2021 | Fall<br>2021 |
|--------------------------------------|--------------|----------------|--------------|----------------|--------------|----------------|--------------|----------------|--------------|
| <b>Degree Seeking Undergraduates</b> | <b>6,383</b> | <b>5,573</b>   | <b>5,997</b> | <b>4,953</b>   | <b>5,586</b> | <b>4,717</b>   | <b>5,707</b> | <b>4,456</b>   | <b>5,855</b> |
| First Time Freshman                  | 1,496        | 67             | 1,225        | 51             | 1,268        | 1,028          | 1,703        | 1,007          | 1,637        |
| First Time Transfer                  | 424          | 195            | 499          | 165            | 502          | 520            | 327          | 344            | 493          |
| Readmit                              | 290          | 203            | 316          | 146            | 349          | 374            | 226          | 276            | 379          |
| Returner/Other                       | 4,173        | 5,108          | 3,957        | 4,591          | 3,467        | 2,795          | 3,451        | 2,829          | 3,346        |
| <b>Nondegree Undergraduates</b>      | <b>122</b>   | <b>105</b>     | <b>124</b>   | <b>103</b>     | <b>289</b>   | <b>125</b>     | <b>293</b>   | <b>98</b>      | <b>520</b>   |
| Special Nondegree                    | 104          | 91             | 108          | 94             | 102          | 76             | 81           | 62             | 335          |
| Transient                            | 18           | 14             | 16           | 9              | 9            | 7              | 3            | 9              | 24           |
| Dual Enrollment High School          | -            | -              | -            | -              | 178          | 42             | 209          | 27             | 161          |
| <b>Total Undergraduates</b>          | <b>6,505</b> | <b>5,678</b>   | <b>6,121</b> | <b>5,056</b>   | <b>5,875</b> | <b>4,842</b>   | <b>6,000</b> | <b>4,554</b>   | <b>6,375</b> |

**Tennessee State University  
Enrollment by Registration Type  
Graduate Enrollment  
Fal 2017 - Fall 2021**

|                                 | Fall<br>2017 | Spring<br>2018 | Fall<br>2018 | Spring<br>2019 | Fall<br>2019 | Spring<br>2020 | Fall<br>2020 | Spring<br>2021 | Fall<br>2021 |
|---------------------------------|--------------|----------------|--------------|----------------|--------------|----------------|--------------|----------------|--------------|
| <b>Degree Seeking Graduates</b> | <b>1,589</b> | <b>1,446</b>   | <b>1,531</b> | <b>1,401</b>   | <b>1,390</b> | <b>1,219</b>   | <b>1,401</b> | <b>1,303</b>   | <b>1,540</b> |
| First Time Graduate/Prof        | 461          | 193            | 455          | 216            | 398          | 411            | 406          | 436            | 650          |
| Readmit                         | 51           | 40             | 58           | 42             | 56           | 62             | 74           | 106            | 94           |
| Returner/Other                  | 1,077        | 1,213          | 1,018        | 1,143          | 936          | 746            | 921          | 761            | 796          |
| <b>Nondegree Graduates</b>      | <b>83</b>    | <b>71</b>      | <b>122</b>   | <b>77</b>      | <b>816</b>   | <b>42</b>      | <b>214</b>   | <b>79</b>      | <b>162</b>   |
| <b>Total Graduates</b>          | <b>1,672</b> | <b>1,517</b>   | <b>1,653</b> | <b>1,478</b>   | <b>2,206</b> | <b>1,261</b>   | <b>1,615</b> | <b>1,382</b>   | <b>1,702</b> |

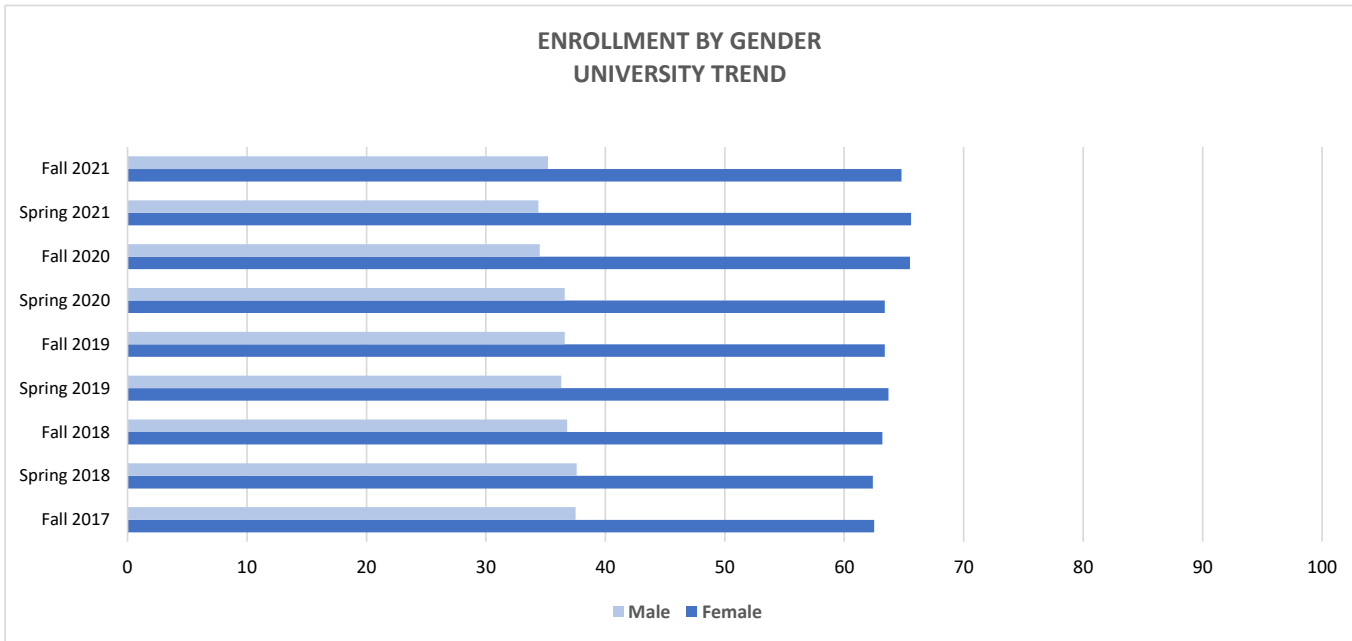
**Tennessee State University**  
**Enrollment by Student Level and Classification**  
**Fal 2017 - Fall 2021**

|                         | Fall<br>2017 | Spring<br>2018 | Fall<br>2018 | Spring<br>2019 | Fall<br>2019 | Spring<br>2020 | Fall<br>2020 | Spring<br>2021 | Fall<br>2021 |
|-------------------------|--------------|----------------|--------------|----------------|--------------|----------------|--------------|----------------|--------------|
| <b>Total Enrollment</b> | <b>8,177</b> | <b>7,195</b>   | <b>7,774</b> | <b>6,534</b>   | <b>8,081</b> | <b>6,103</b>   | <b>7,615</b> | <b>5,936</b>   | <b>8,077</b> |
| <b>Undergraduates</b>   | <b>6,505</b> | <b>5,678</b>   | <b>6,121</b> | <b>5,056</b>   | <b>5,875</b> | <b>4,842</b>   | <b>6,000</b> | <b>4,554</b>   | <b>6,375</b> |
| Freshman                | 1,838        | 1,595          | 1,899        | 1,165          | 1,845        | 1,250          | 2,302        | 1,319          | 2,429        |
| Sophomore               | 1,187        | 1,105          | 1,251        | 1,113          | 1,048        | 935            | 933          | 788            | 975          |
| Junior                  | 1,262        | 1,205          | 1,163        | 1,029          | 1,192        | 1,106          | 1,052        | 909            | 1,043        |
| Senior                  | 2,096        | 1,668          | 1,684        | 1,646          | 1,501        | 1,426          | 1,420        | 1,440          | 1,408        |
| Nondegree               | 122          | 105            | 124          | 103            | 289          | 125            | 293          | 98             | 520          |
| <b>Graduates</b>        | <b>1,672</b> | <b>1,517</b>   | <b>1,653</b> | <b>1,478</b>   | <b>2,206</b> | <b>1,261</b>   | <b>1,615</b> | <b>1,382</b>   | <b>1,702</b> |
| Certificate             | 145          | 125            | 150          | 126            | 119          | 88             | 108          | 84             | 84           |
| Masters                 | 1,014        | 903            | 944          | 868            | 867          | 753            | 932          | 876            | 1,080        |
| Ed Specialist           | 11           | 9              | 7            | 3              | 3            | 4              | 5            | 6              | 10           |
| Doctoral                | 419          | 409            | 430          | 404            | 401          | 374            | 356          | 337            | 366          |
| Nondegree               | 83           | 71             | 122          | 77             | 816          | 42             | 214          | 79             | 162          |



**Tennessee State University  
Enrollment by Gender  
University Enrollment  
Fall 2017 - Fall 2021**

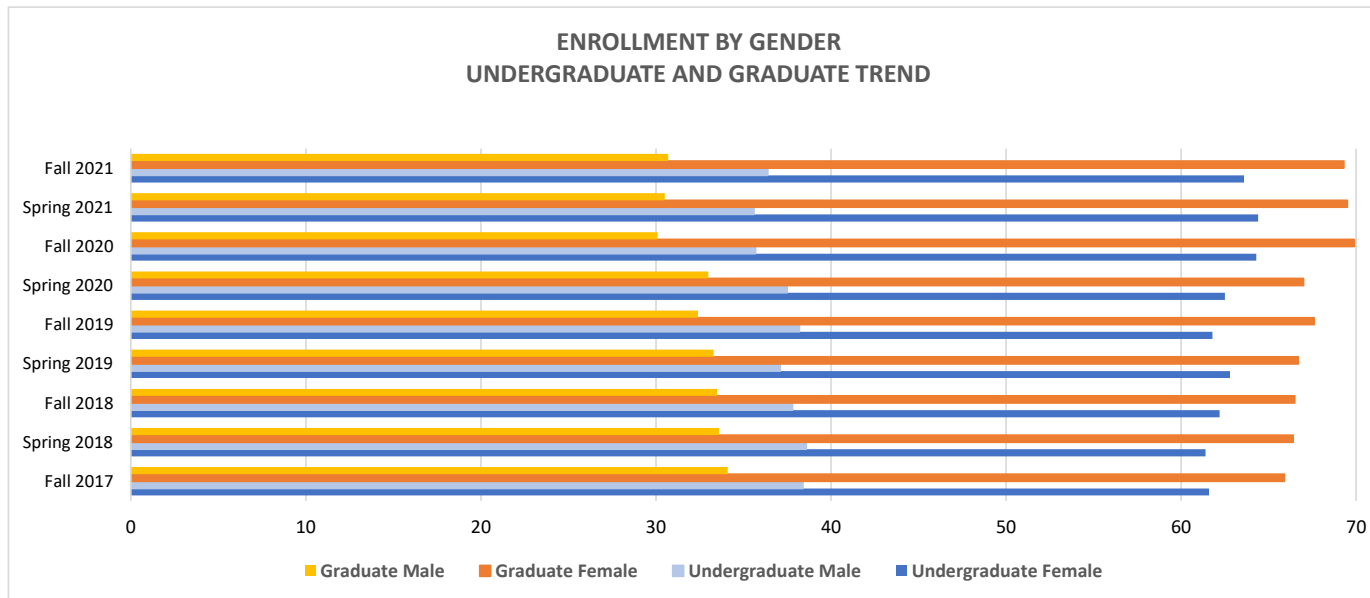
|                         | Fall 2017    |               | Spring 2018  |               | Fall 2018    |               | Spring 2019  |               | Fall 2019    |               | Spring 2020  |               | Fall 2020    |               | Spring 2021  |               | Fall 2021    |               |
|-------------------------|--------------|---------------|--------------|---------------|--------------|---------------|--------------|---------------|--------------|---------------|--------------|---------------|--------------|---------------|--------------|---------------|--------------|---------------|
|                         | #            | %             | #            | %             | #            | %             | #            | %             | #            | %             | #            | %             | #            | %             | #            | %             | #            | %             |
| <b>Total Enrollment</b> | <b>8,177</b> | <b>100.0%</b> | <b>7,195</b> | <b>100.0%</b> | <b>7,774</b> | <b>100.0%</b> | <b>6,534</b> | <b>100.0%</b> | <b>8,081</b> | <b>100.0%</b> | <b>6,103</b> | <b>100.0%</b> | <b>7,615</b> | <b>100.0%</b> | <b>5,936</b> | <b>100.0%</b> | <b>8,077</b> | <b>100.0%</b> |
| Female                  | 5,108        | 62.5%         | 4,492        | 62.4%         | 4,910        | 63.2%         | 4,162        | 63.7%         | 5,123        | 63.4%         | 3,871        | 63.4%         | 4,986        | 65.5%         | 3,894        | 65.6%         | 5,235        | 64.8%         |
| Male                    | 3,069        | 37.5%         | 2,703        | 37.6%         | 2,864        | 36.8%         | 2,372        | 36.3%         | 2,958        | 36.6%         | 2,232        | 36.6%         | 2,629        | 34.5%         | 2,042        | 34.4%         | 2,842        | 35.2%         |





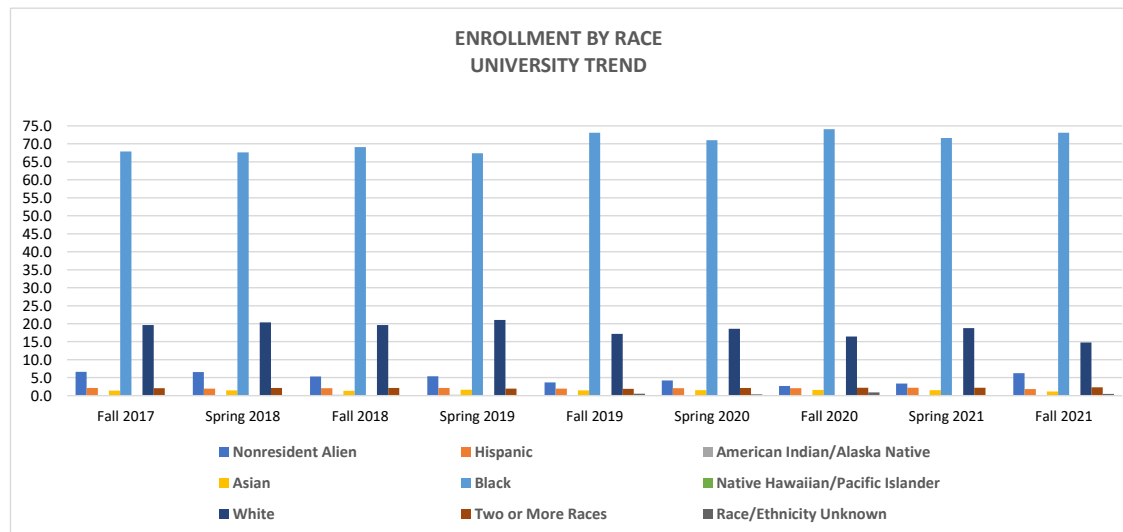
**Tennessee State University  
Enrollment by Gender  
Undergraduate and Graduate Enrollment  
Fall 2017 - Fall 2021**

|                      | Fall 2017    |               | Spring 2018  |               | Fall 2018    |               | Spring 2019  |               | Fall 2019    |               | Spring 2020  |               | Fall 2020    |               | Spring 2021  |               | Fall 2021    |               |
|----------------------|--------------|---------------|--------------|---------------|--------------|---------------|--------------|---------------|--------------|---------------|--------------|---------------|--------------|---------------|--------------|---------------|--------------|---------------|
|                      | #            | %             | #            | %             | #            | %             | #            | %             | #            | %             | #            | %             | #            | %             | #            | %             | #            | %             |
| <b>Undergraduate</b> | <b>6,505</b> | <b>100.0%</b> | <b>5,678</b> | <b>100.0%</b> | <b>6,121</b> | <b>100.0%</b> | <b>5,056</b> | <b>100.0%</b> | <b>5,875</b> | <b>100.0%</b> | <b>4,842</b> | <b>100.0%</b> | <b>6,000</b> | <b>100.0%</b> | <b>4,554</b> | <b>100.0%</b> | <b>6,375</b> | <b>100.0%</b> |
| Female               | 4,006        | 61.6%         | 3,485        | 61.4%         | 3,810        | 62.2%         | 3,176        | 62.8%         | 3,631        | 61.8%         | 3,026        | 62.5%         | 3,857        | 64.3%         | 2,934        | 64.4%         | 4,055        | 63.6%         |
| Male                 | 2,499        | 38.4%         | 2,193        | 38.6%         | 2,311        | 37.8%         | 1,880        | 37.1%         | 2,244        | 38.2%         | 1,816        | 37.5%         | 2,143        | 35.7%         | 1,620        | 35.6%         | 2,320        | 36.4%         |
| <b>Graduate</b>      | <b>1,672</b> | <b>100.0%</b> | <b>1,517</b> | <b>100.0%</b> | <b>1,653</b> | <b>100.0%</b> | <b>1,478</b> | <b>100.0%</b> | <b>2,206</b> | <b>100.0%</b> | <b>1,261</b> | <b>100.0%</b> | <b>1,615</b> | <b>100.0%</b> | <b>1,382</b> | <b>100.0%</b> | <b>1,702</b> | <b>100.0%</b> |
| Female               | 1,102        | 65.9%         | 1,007        | 66.4%         | 1,100        | 66.5%         | 986          | 66.7%         | 1,492        | 67.6%         | 845          | 67.0%         | 1,129        | 69.9%         | 960          | 69.5%         | 1,180        | 69.3%         |
| Male                 | 570          | 34.1%         | 510          | 33.6%         | 553          | 33.5%         | 492          | 33.3%         | 714          | 32.4%         | 416          | 33.0%         | 486          | 30.1%         | 422          | 30.5%         | 522          | 30.7%         |



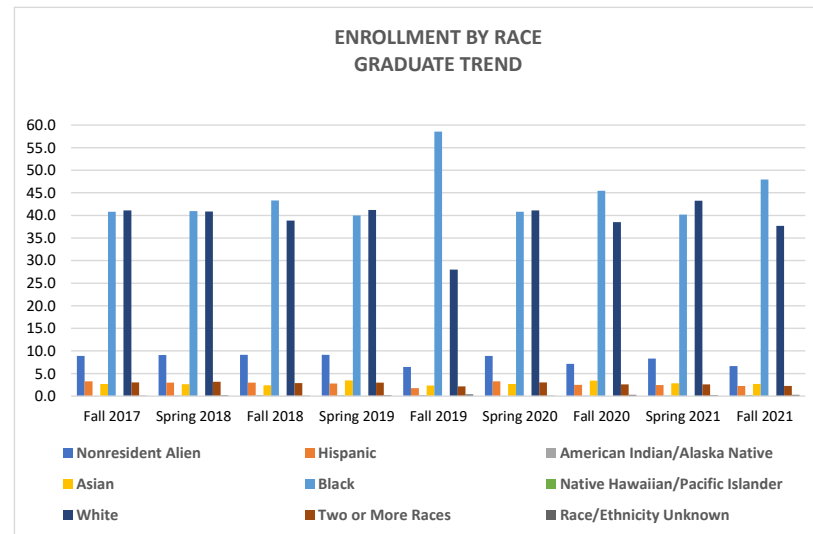
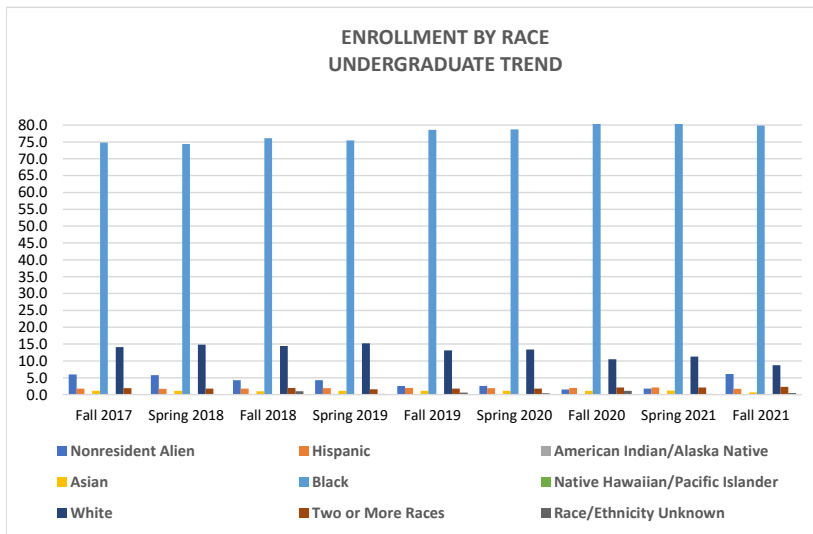
**Tennessee State University  
Enrollment by Race  
University Enrollment  
Fall 2017 - Fall 2021**

|                                  | Fall 2017    |               | Spring 2018  |               | Fall 2018    |               | Spring 2019  |               | Fall 2019    |               | Spring 2020  |               | Fall 2020    |               | Spring 2021  |               | Fall 2021    |               |
|----------------------------------|--------------|---------------|--------------|---------------|--------------|---------------|--------------|---------------|--------------|---------------|--------------|---------------|--------------|---------------|--------------|---------------|--------------|---------------|
|                                  | #            | %             | #            | %             | #            | %             | #            | %             | #            | %             | #            | %             | #            | %             | #            | %             | #            | %             |
| <b>Total Enrollment</b>          | <b>8,177</b> | <b>100.0%</b> | <b>7,165</b> | <b>100.0%</b> | <b>7,774</b> | <b>100.0%</b> | <b>6,534</b> | <b>100.0%</b> | <b>8,081</b> | <b>100.0%</b> | <b>6,103</b> | <b>100.0%</b> | <b>7,615</b> | <b>100.0%</b> | <b>5,936</b> | <b>100.0%</b> | <b>8,077</b> | <b>100.0%</b> |
| Nonresident Alien                | 542          | 6.6%          | 470          | 6.6%          | 413          | 5.3%          | 354          | 5.4%          | 297          | 3.7%          | 257          | 4.2%          | 203          | 2.7%          | 198          | 3.3%          | 503          | 6.2%          |
| Hispanic                         | 174          | 2.1%          | 142          | 2.0%          | 162          | 2.1%          | 139          | 2.1%          | 156          | 1.9%          | 125          | 2.0%          | 158          | 2.1%          | 131          | 2.2%          | 146          | 1.8%          |
| American Indian/Alaska Native    | 11           | 0.1%          | 10           | 0.1%          | 17           | 0.2%          | 14           | 0.2%          | 14           | 0.2%          | 8            | 0.1%          | 6            | 0.1%          | 6            | 0.1%          | 6            | 0.1%          |
| Asian                            | 114          | 1.4%          | 103          | 1.4%          | 103          | 1.3%          | 107          | 1.6%          | 117          | 1.4%          | 94           | 1.5%          | 120          | 1.6%          | 92           | 1.5%          | 92           | 1.1%          |
| Black                            | 5,550        | 67.9%         | 4,846        | 67.6%         | 5,372        | 69.1%         | 4,403        | 67.4%         | 5,908        | 73.1%         | 4,333        | 71.0%         | 5,641        | 74.1%         | 4,252        | 71.6%         | 5,906        | 73.1%         |
| Native Hawaiian/Pacific Islander | 2            | 0.0%          | 3            | 0.0%          | 3            | 0.0%          | 2            | 0.0%          | 3            | 0.0%          | 1            | 0.0%          | -            | 0.0%          | -            | 0.0%          | 5            | 0.1%          |
| White                            | 1,603        | 19.6%         | 1,461        | 20.4%         | 1,526        | 19.6%         | 1,376        | 21.1%         | 1,388        | 17.2%         | 1,135        | 18.6%         | 1,252        | 16.4%         | 1,114        | 18.8%         | 1,195        | 14.8%         |
| Two or More Races                | 172          | 2.1%          | 153          | 2.1%          | 168          | 2.2%          | 126          | 1.9%          | 152          | 1.9%          | 130          | 2.1%          | 167          | 2.2%          | 131          | 2.2%          | 186          | 2.3%          |
| Race/Ethnicity Unknown           | 9            | 0.1%          | 7            | 0.1%          | 10           | 0.1%          | 13           | 0.2%          | 46           | 0.6%          | 20           | 0.3%          | 68           | 0.9%          | 12           | 0.2%          | 38           | 0.5%          |



**Tennessee State University**  
**Enrollment by Race**  
**Undergraduate and Graduate Enrollment**  
**Fall 2017 - Fall 2021**

|                                  | Fall 2017    |               | Spring 2018  |               | Fall 2018    |               | Spring 2019  |               | Fall 2019    |               | Spring 2020  |               | Fall 2020    |               | Spring 2021  |               | Fall 2021    |               |
|----------------------------------|--------------|---------------|--------------|---------------|--------------|---------------|--------------|---------------|--------------|---------------|--------------|---------------|--------------|---------------|--------------|---------------|--------------|---------------|
|                                  | #            | %             | #            | %             | #            | %             | #            | %             | #            | %             | #            | %             | #            | %             | #            | %             | #            | %             |
| <b>Undergraduate</b>             | <b>6,505</b> | <b>100.0%</b> | <b>5,678</b> | <b>100.0%</b> | <b>6,121</b> | <b>100.0%</b> | <b>5,056</b> | <b>100.0%</b> | <b>5,875</b> | <b>100.0%</b> | <b>4,842</b> | <b>100.0%</b> | <b>6,000</b> | <b>100.0%</b> | <b>4,554</b> | <b>100.0%</b> | <b>6,375</b> | <b>100.0%</b> |
| Nonresident Alien                | 393          | 6.0%          | 332          | 5.8%          | 262          | 4.3%          | 219          | 4.3%          | 155          | 2.6%          | 126          | 2.6%          | 88           | 1.5%          | 83           | 1.8%          | 390          | 6.1%          |
| Hispanic                         | 119          | 1.8%          | 97           | 1.7%          | 113          | 1.8%          | 98           | 1.9%          | 117          | 2.0%          | 93           | 1.9%          | 118          | 2.0%          | 97           | 2.1%          | 108          | 1.7%          |
| American Indian/Alaska Native    | 10           | 0.2%          | 8            | 0.1%          | 13           | 0.2%          | 11           | 0.2%          | 8            | 0.1%          | 5            | 0.1%          | 4            | 0.1%          | 4            | 0.1%          | 2            | 0.0%          |
| Asian                            | 69           | 1.1%          | 63           | 1.1%          | 63           | 1.0%          | 56           | 1.1%          | 65           | 1.1%          | 54           | 1.1%          | 65           | 1.1%          | 53           | 1.2%          | 46           | 0.7%          |
| Black                            | 4,868        | 74.8%         | 4,225        | 74.4%         | 4,656        | 76.1%         | 3,812        | 75.4%         | 4,616        | 78.6%         | 3,811        | 78.7%         | 4,907        | 81.8%         | 3,697        | 81.2%         | 5,090        | 79.8%         |
| Native Hawaiian/Pacific Islander | 2            | 0.0%          | 3            | 0.1%          | 2            | 0.0%          | 1            | 0.0%          | 3            | 0.1%          | 1            | 0.0%          | -            | -             | -            | -             | 4            | 0.1%          |
| White                            | 916          | 14.1%         | 841          | 14.8%         | 884          | 14.4%         | 767          | 15.2%         | 770          | 13.1%         | 647          | 13.4%         | 630          | 10.5%         | 516          | 11.3%         | 554          | 8.7%          |
| Two or More Races                | 121          | 1.9%          | 105          | 1.8%          | 120          | 2.0%          | 82           | 1.6%          | 104          | 1.8%          | 88           | 1.8%          | 125          | 2.1%          | 95           | 2.1%          | 148          | 2.3%          |
| Race/Ethnicity Unknown           | 7            | 0.1%          | 4            | 0.1%          | 8            | 0.1%          | 10           | 0.2%          | 37           | 0.6%          | 17           | 0.4%          | 63           | 1.1%          | 9            | 0.2%          | 33           | 0.5%          |
| <b>Graduate</b>                  | <b>1,672</b> | <b>100.0%</b> | <b>1,517</b> | <b>100.0%</b> | <b>1,653</b> | <b>100.0%</b> | <b>1,478</b> | <b>100.0%</b> | <b>2,206</b> | <b>100.0%</b> | <b>1,261</b> | <b>100.0%</b> | <b>1,615</b> | <b>100.0%</b> | <b>1,382</b> | <b>100.0%</b> | <b>1,702</b> | <b>100.0%</b> |
| Nonresident Alien                | 149          | 8.9%          | 138          | 9.1%          | 151          | 9.1%          | 135          | 9.1%          | 142          | 6.4%          | 131          | 8.9%          | 115          | 7.1%          | 115          | 8.3%          | 113          | 6.6%          |
| Hispanic                         | 55           | 3.3%          | 45           | 3.0%          | 49           | 3.0%          | 41           | 2.8%          | 39           | 1.8%          | 32           | 3.3%          | 40           | 2.5%          | 34           | 2.5%          | 38           | 2.2%          |
| American Indian/Alaska Native    | 1            | 0.1%          | 2            | 0.1%          | 4            | 0.2%          | 3            | 0.2%          | 6            | 0.3%          | 3            | 0.1%          | 2            | 0.1%          | 2            | 0.1%          | 4            | 0.2%          |
| Asian                            | 45           | 2.7%          | 40           | 2.6%          | 40           | 2.4%          | 51           | 3.5%          | 52           | 2.4%          | 40           | 2.7%          | 55           | 3.4%          | 39           | 2.8%          | 46           | 2.7%          |
| Black                            | 682          | 40.8%         | 621          | 40.9%         | 716          | 43.3%         | 591          | 40.0%         | 1,292        | 58.6%         | 522          | 40.8%         | 734          | 45.4%         | 555          | 40.2%         | 816          | 47.9%         |
| Native Hawaiian/Pacific Islander | -            | -             | -            | -             | 1            | 0.1%          | 1            | 0.1%          | -            | -             | -            | -             | -            | -             | -            | -             | 1            | 0.1%          |
| White                            | 687          | 41.1%         | 620          | 40.9%         | 642          | 38.8%         | 609          | 41.2%         | 618          | 28.0%         | 488          | 41.1%         | 622          | 38.5%         | 598          | 43.3%         | 641          | 37.7%         |
| Two or More Races                | 51           | 3.1%          | 48           | 3.2%          | 48           | 2.9%          | 44           | 3.0%          | 48           | 2.2%          | 42           | 3.1%          | 42           | 2.6%          | 36           | 2.6%          | 38           | 2.2%          |
| Race/Ethnicity Unknown           | 2            | 0.1%          | 3            | 0.2%          | 2            | 0.1%          | 3            | 0.2%          | 9            | 0.4%          | 3            | 0.1%          | 5            | 0.3%          | 3            | 0.2%          | 5            | 0.3%          |



**Tennessee State University**  
**Enrollment by College and Race/Ethnicity**  
**Fall 2017 - Fall 2021**

|                                  | Fall<br>2017 | Spring<br>2018 | Fall<br>2018 | Spring<br>2019 | Fall<br>2019 | Spring<br>2020 | Fall<br>2020 | Spring<br>2021 | Fall<br>2021 |
|----------------------------------|--------------|----------------|--------------|----------------|--------------|----------------|--------------|----------------|--------------|
| <b>College of Agriculture</b>    | <b>325</b>   | <b>315</b>     | <b>355</b>   | <b>326</b>     | <b>371</b>   | <b>342</b>     | <b>378</b>   | <b>341</b>     | <b>384</b>   |
| Nonresident Alien                | 21           | 23             | 22           | 27             | 34           | 33             | 29           | 32             | 28           |
| Hispanic                         | 6            | 4              | 4            | 4              | 9            | 8              | 9            | 7              | 7            |
| American Indian/Alaska Native    | 1            | 1              | 1            | 1              | 1            | 1              | 1            | 1              | 1            |
| Asian                            | -            | -              | 2            | 1              | 1            | 1              | 2            | 1              | 1            |
| Black                            | 232          | 228            | 258          | 229            | 270          | 249            | 283          | 257            | 301          |
| Native Hawaiian/Pacific Islander | -            | -              | -            | -              | -            | -              | -            | -              | -            |
| White                            | 59           | 53             | 62           | 58             | 50           | 43             | 45           | 34             | 36           |
| Two or More Races                | 5            | 6              | 6            | 5              | 5            | 6              | 8            | 8              | 7            |
| Race/Ethnicity Unknown           | 1            | -              | -            | 1              | 1            | 1              | 1            | 1              | 3            |
| <b>College of Business</b>       | <b>1,039</b> | <b>945</b>     | <b>1,048</b> | <b>860</b>     | <b>988</b>   | <b>860</b>     | <b>1,008</b> | <b>828</b>     | <b>1,034</b> |
| Nonresident Alien                | 128          | 110            | 89           | 70             | 52           | 39             | 28           | 23             | 24           |
| Hispanic                         | 18           | 15             | 19           | 16             | 16           | 11             | 12           | 12             | 10           |
| American Indian/Alaska Native    | -            | -              | -            | 1              | 1            | -              | -            | -              | -            |
| Asian                            | 20           | 23             | 22           | 21             | 18           | 13             | 15           | 12             | 10           |
| Black                            | 710          | 640            | 751          | 614            | 766          | 680            | 842          | 672            | 883          |
| Native Hawaiian/Pacific Islander | -            | -              | 1            | 1              | -            | -              | -            | -              | -            |
| White                            | 137          | 133            | 143          | 118            | 115          | 99             | 88           | 84             | 66           |
| Two or More Races                | 24           | 22             | 20           | 19             | 19           | 17             | 20           | 23             | 34           |
| Race/Ethnicity Unknown           | 2            | 2              | 3            | -              | 1            | 1              | 3            | 2              | 7            |
| <b>College of Education</b>      | <b>839</b>   | <b>772</b>     | <b>809</b>   | <b>698</b>     | <b>739</b>   | <b>635</b>     | <b>830</b>   | <b>694</b>     | <b>970</b>   |
| Nonresident Alien                | 24           | 21             | 25           | 22             | 23           | 21             | 20           | 20             | 22           |
| Hispanic                         | 21           | 16             | 20           | 16             | 13           | 10             | 15           | 14             | 25           |
| American Indian/Alaska Native    | 2            | 1              | 1            | 1              | 2            | 1              | 1            | 1              | -            |
| Asian                            | 6            | 5              | 8            | 8              | 8            | 7              | 7            | 8              | 7            |
| Black                            | 598          | 551            | 587          | 495            | 548          | 475            | 584          | 466            | 664          |
| Native Hawaiian/Pacific Islander | 1            | 1              | -            | -              | 1            | 1              | -            | -              | -            |
| White                            | 159          | 152            | 146          | 139            | 123          | 99             | 178          | 166            | 218          |
| Two or More Races                | 27           | 24             | 20           | 15             | 20           | 20             | 23           | 18             | 30           |
| Race/Ethnicity Unknown           | 1            | 1              | 2            | 2              | 1            | 1              | 2            | 1              | 4            |

**Tennessee State University**  
**Enrollment by College and Race/Ethnicity**  
**Fall 2017 - Fall 2021**

|                                   | Fall<br>2017 | Spring<br>2018 | Fall<br>2018 | Spring<br>2019 | Fall<br>2019 | Spring<br>2020 | Fall<br>2020 | Spring<br>2021 | Fall<br>2021 |
|-----------------------------------|--------------|----------------|--------------|----------------|--------------|----------------|--------------|----------------|--------------|
| <b>College of Engineering</b>     | <b>879</b>   | <b>762</b>     | <b>862</b>   | <b>703</b>     | <b>782</b>   | <b>660</b>     | <b>767</b>   | <b>598</b>     | <b>744</b>   |
| Nonresident Alien                 | 208          | 171            | 150          | 123            | 97           | 86             | 62           | 56             | 46           |
| Hispanic                          | 16           | 10             | 11           | 9              | 13           | 11             | 14           | 14             | 13           |
| American Indian/Alaska Native     | -            | -              | 2            | 1              | 2            | -              | -            | -              | -            |
| Asian                             | 27           | 21             | 24           | 32             | 33           | 33             | 35           | 29             | 27           |
| Black                             | 448          | 400            | 481          | 375            | 460          | 369            | 486          | 357            | 496          |
| Native Hawaiian/Pacific Islander  | 1            | 1              | 1            | -              | -            | -              | -            | -              | 1            |
| White                             | 164          | 143            | 175          | 149            | 155          | 144            | 146          | 129            | 144          |
| Two or More Races                 | 15           | 16             | 17           | 13             | 21           | 17             | 24           | 13             | 16           |
| Race/Ethnicity Unknown            | -            | -              | 1            | 1              | 1            | -              | -            | -              | 1            |
| <b>College of Health Sciences</b> | <b>2,300</b> | <b>1,960</b>   | <b>1,896</b> | <b>1,666</b>   | <b>1,759</b> | <b>1,481</b>   | <b>1,799</b> | <b>1,465</b>   | <b>1,903</b> |
| Nonresident Alien                 | 91           | 86             | 67           | 61             | 42           | 43             | 32           | 37             | 31           |
| Hispanic                          | 50           | 41             | 44           | 32             | 43           | 38             | 42           | 39             | 43           |
| American Indian/Alaska Native     | 2            | 2              | 3            | 2              | 2            | 2              | 1            | 2              | 2            |
| Asian                             | 30           | 27             | 21           | 23             | 24           | 22             | 21           | 22             | 24           |
| Black                             | 1,507        | 1,273          | 1,273        | 1,083          | 1,213        | 983            | 1,282        | 992            | 1,412        |
| Native Hawaiian/Pacific Islander  | -            | -              | -            | -              | -            | -              | -            | -              | 1            |
| White                             | 580          | 503            | 457          | 441            | 412          | 368            | 383          | 349            | 349          |
| Two or More Races                 | 37           | 27             | 30           | 22             | 22           | 24             | 30           | 21             | 31           |
| Race/Ethnicity Unknown            | 3            | 1              | 1            | 2              | 1            | 1              | 8            | 3              | 10           |
| <b>College of Liberal Arts</b>    | <b>1,551</b> | <b>1,313</b>   | <b>1,483</b> | <b>1,217</b>   | <b>1,373</b> | <b>1,169</b>   | <b>1,423</b> | <b>1,057</b>   | <b>1,397</b> |
| Nonresident Alien                 | 24           | 19             | 15           | 9              | 6            | 3              | 3            | 5              | 7            |
| Hispanic                          | 35           | 33             | 32           | 31             | 27           | 19             | 26           | 22             | 26           |
| American Indian/Alaska Native     | 4            | 3              | 6            | 3              | 2            | 2              | 1            | 1              | 1            |
| Asian                             | 7            | 5              | 1            | 2              | 3            | 2              | 6            | 4              | 3            |
| Black                             | 1,290        | 1,092          | 1,230        | 993            | 1,154        | 982            | 1,225        | 900            | 1,222        |
| Native Hawaiian/Pacific Islander  | -            | 1              | 1            | -              | -            | -              | -            | -              | 2            |
| White                             | 152          | 123            | 153          | 145            | 145          | 129            | 123          | 99             | 96           |
| Two or More Races                 | 39           | 37             | 45           | 29             | 33           | 30             | 34           | 23             | 33           |
| Race/Ethnicity Unknown            | -            | -              | -            | 5              | 3            | 2              | 5            | 3              | 7            |

**Tennessee State University**  
**Enrollment by College and Race/Ethnicity**  
**Fall 2017 - Fall 2021**

|   | Fall<br>2017 | Spring<br>2018 | Fall<br>2018 | Spring<br>2019 | Fall<br>2019 | Spring<br>2020 | Fall<br>2020 | Spring<br>2021 | Fall<br>2021 |
|---|--------------|----------------|--------------|----------------|--------------|----------------|--------------|----------------|--------------|
| <b>College of Life and Physical Sciences</b>          | <b>554</b>   | <b>483</b>     | <b>561</b>   | <b>456</b>     | <b>524</b>   | <b>448</b>     | <b>518</b>   | <b>431</b>     | <b>549</b>   |
| Nonresident Alien                                     | 40           | 34             | 43           | 39             | 34           | 27             | 25           | 23             | 21           |
| Hispanic  | 9            | 8              | 9            | 10             | 13           | 10             | 9            | 7              | 9            |
| American Indian/Alaska Native                         | 1            | 2              | 2            | 2              | 1            | 1              | 1            | -              | -            |
| Asian   | 12           | 11             | 11           | 10             | 6            | 6              | 10           | 7              | 5            |
| Black   | 407          | 345            | 408          | 323            | 398          | 341            | 424          | 342            | 461          |
| Native Hawaiian/Pacific Islander                      | -            | -              | -            | 1              | 2            | -              | -            | -              | 1            |
| White   | 77           | 74             | 76           | 63             | 58           | 56             | 35           | 38             | 34           |
| Two or More Races                                     | 8            | 8              | 11           | 8              | 12           | 7              | 14           | 14             | 16           |
| Race/Ethnicity Unknown                                | -            | 1              | 1            | -              | -            | -              | -            | -              | 2            |
| <b>College of Public Service &amp; Administration</b> | <b>483</b>   | <b>469</b>     | <b>514</b>   | <b>428</b>     | <b>440</b>   | <b>341</b>     | <b>385</b>   | <b>345</b>     | <b>414</b>   |
| Nonresident Alien                                     | 6            | 5              | 2            | 3              | 2            | 1              | 1            | 2              | 2            |
| Hispanic  | 9            | 8              | 10           | 9              | 7            | 6              | 11           | 10             | 6            |
| American Indian/Alaska Native                         | 1            | 1              | 1            | 1              | -            | -              | -            | -              | -            |
| Asian   | 4            | 4              | 5            | 5              | 8            | 5              | 4            | 5              | 5            |
| Black   | 260          | 248            | 256          | 214            | 248          | 187            | 220          | 190            | 269          |
| Native Hawaiian/Pacific Islander                      | -            | -              | -            | -              | -            | -              | -            | -              | -            |
| White   | 186          | 189            | 222          | 180            | 163          | 133            | 138          | 128            | 123          |
| Two or More Races                                     | 15           | 12             | 17           | 14             | 11           | 8              | 8            | 9              | 7            |
| Race/Ethnicity Unknown                                | 2            | 2              | 1            | 2              | 1            | 1              | 3            | 1              | 2            |
| <b>Non-Degree</b>                                     | <b>207</b>   | <b>176</b>     | <b>246</b>   | <b>180</b>     | <b>1,105</b> | <b>167</b>     | <b>507</b>   | <b>177</b>     | <b>682</b>   |
| Nonresident Alien                                     | -            | 1              | -            | -              | 7            | 4              | 3            | -              | 322          |
| Hispanic  | 10           | 7              | 13           | 12             | 15           | 12             | 20           | 6              | 7            |
| American Indian/Alaska Native                         | -            | -              | 1            | 2              | 3            | 1              | 1            | 1              | 2            |
| Asian   | 8            | 7              | 9            | 5              | 16           | 5              | 20           | 4              | 10           |
| Black   | 98           | 69             | 128          | 77             | 851          | 67             | 295          | 76             | 198          |
| Native Hawaiian/Pacific Islander                      | -            | -              | -            | -              | -            | -              | -            | -              | -            |
| White   | 89           | 91             | 92           | 83             | 167          | 64             | 116          | 87             | 129          |
| Two or More Races                                     | 2            | 1              | 2            | 1              | 9            | 1              | 6            | 2              | 12           |
| Race/Ethnicity Unknown                                | -            | -              | 1            | -              | 37           | 13             | 46           | 1              | 2            |
| <b>Total Enrollment</b>                               | <b>8,177</b> | <b>7,195</b>   | <b>7,774</b> | <b>6,534</b>   | <b>8,081</b> | <b>6,103</b>   | <b>7,615</b> | <b>5,936</b>   | <b>8,077</b> |

**Tennessee State University**  
**Enrollment by College and Major Program**  
**Fall 2017 - Fall 2021**

|                                       | Fall<br>2017 | Spring<br>2018 | Fall<br>2018 | Spring<br>2019 | Fall<br>2019 | Spring<br>2020 | Fall<br>2020 | Spring<br>2021 | Fall<br>2021 |
|---------------------------------------|--------------|----------------|--------------|----------------|--------------|----------------|--------------|----------------|--------------|
| <b>College of Agriculture</b>         | <b>325</b>   | <b>315</b>     | <b>355</b>   | <b>326</b>     | <b>371</b>   | <b>342</b>     | <b>378</b>   | <b>341</b>     | <b>384</b>   |
| Agricultural Sciences (BS)            | 121          | 117            | 139          | 129            | 169          | 157            | 190          | 168            | 213          |
| Agricultural Sciences (MS)            | 59           | 64             | 67           | 69             | 61           | 59             | 59           | 53             | 44           |
| Applied Geospatial Information (GCRT) | 4            | 3              | 7            | 4              | 3            | 3              | 3            | 2              | 4            |
| Environmental Science (MS)            | -            | -              | -            | -              | -            | -              | -            | 2              | 10           |
| Family and Consumer Science (BS)      | 135          | 126            | 134          | 118            | 122          | 107            | 102          | 91             | 89           |
| Food and Animal Sciences (MS)         | -            | -              | -            | -              | 13           | 13             | 21           | 22             | 21           |
| Professional Science (PSM)            | 6            | 5              | 8            | 6              | 3            | 3              | 3            | 3              | 3            |
| <b>College of Business</b>            | <b>1,039</b> | <b>945</b>     | <b>1,048</b> | <b>860</b>     | <b>988</b>   | <b>860</b>     | <b>1,008</b> | <b>828</b>     | <b>1,034</b> |
| Accounting (BBA)                      | 143          | 133            | 138          | 108            | 108          | 91             | 103          | 81             | 92           |
| Business Administration (BBA)         | 608          | 543            | 618          | 510            | 632          | 564            | 698          | 577            | 716          |
| Business Administration (MBA)         | 110          | 107            | 112          | 97             | 102          | 87             | 84           | 65             | 93           |
| Business Information System (BBA)     | 84           | 74             | 73           | 62             | 77           | 62             | 62           | 51             | 58           |
| Economics and Finance (BBA)           | 94           | 88             | 107          | 83             | 69           | 56             | 61           | 54             | 75           |
| <b>College of Education</b>           | <b>839</b>   | <b>772</b>     | <b>809</b>   | <b>698</b>     | <b>739</b>   | <b>635</b>     | <b>830</b>   | <b>694</b>     | <b>970</b>   |
| Administration and Supervision (MED)  | -            | -              | 1            | 1              | -            | -              | -            | -              | -            |
| Administration and Supervision (EDD)  | 61           | 54             | 44           | 40             | 38           | 29             | 20           | 19             | 15           |
| Curriculum and Instruction (MED)      | 47           | 43             | 55           | 51             | 57           | 40             | 50           | 39             | 49           |
| Curriculum and Instruction (EDD)      | 48           | 45             | 43           | 41             | 33           | 30             | 28           | 23             | 21           |
| Early Childhood Education (BS)        | 111          | 101            | 105          | 77             | 76           | 70             | 81           | 49             | 69           |
| Educational Adm and Supervision (EDS) | 1            | 1              | 1            | -              | 2            | 2              | 1            | -              | -            |
| Educational Leadership (EDD)          | 65           | 71             | 96           | 94             | 108          | 100            | 97           | 88             | 109          |
| Educational Technology (GCRT)         | -            | -              | -            | -              | -            | -              | 4            | 2              | 9            |
| Elementary Education (MED)            | 33           | 26             | 29           | 19             | 14           | 14             | 15           | 15             | 18           |
| Instructional Leadership (MED)        | 36           | 35             | 35           | 24             | 24           | 19             | 107          | 102            | 149          |
| Instructional Leadership (EDS)        | 10           | 8              | 6            | 3              | 1            | 2              | 4            | 6              | 10           |
| Professional School Counseling (MS)   | 12           | 18             | 20           | 17             | 12           | 11             | 13           | 11             | 18           |
| Psychology (BS)                       | 334          | 289            | 297          | 259            | 300          | 245            | 311          | 249            | 342          |
| Psychology (MS)                       | 22           | 22             | 21           | 20             | 24           | 25             | 18           | 18             | 30           |
| Psychology (PHD)                      | 49           | 49             | 44           | 42             | 41           | 40             | 41           | 40             | 45           |
| Special Education (MED)               | 10           | 10             | 12           | 10             | 9            | 8              | 40           | 33             | 86           |

**Tennessee State University**  
**Enrollment by College and Major Program**  
**Fall 2017 - Fall 2021**

|   | Fall<br>2017 | Spring<br>2018 | Fall<br>2018 | Spring<br>2019 | Fall<br>2019 | Spring<br>2020 | Fall<br>2020 | Spring<br>2021 | Fall<br>2021 |
|---|--------------|----------------|--------------|----------------|--------------|----------------|--------------|----------------|--------------|
| <b>College of Engineering</b>               | <b>879</b>   | <b>762</b>     | <b>862</b>   | <b>703</b>     | <b>782</b>   | <b>660</b>     | <b>767</b>   | <b>598</b>     | <b>744</b>   |
| Aeronautical and Industrial Technology (BS) | 93           | 81             | 97           | 82             | 77           | 59             | 68           | 49             | 48           |
| Applied and Industrial Technology (BS)      | -            | -              | -            | -              | -            | -              | -            | -              | 4            |
| Architectural Engineering (BS)              | 79           | 67             | 85           | 61             | 74           | 62             | 87           | 70             | 88           |
| Civil Engineering (BS)                      | 94           | 83             | 81           | 63             | 84           | 76             | 87           | 54             | 79           |
| Computer and Info Systems Engineering (MS)  | 9            | 7              | 8            | 10             | 11           | 9              | 7            | 9              | 6            |
| Computer and Info Systems Engineering (PHD) | 27           | 28             | 26           | 24             | 17           | 22             | 16           | 13             | 13           |
| Computer Science (BS)                       | 225          | 201            | 217          | 181            | 214          | 173            | 196          | 143            | 192          |
| Computer Science (MS)                       | 33           | 29             | 33           | 33             | 35           | 37             | 37           | 35             | 35           |
| Electrical Engineering (BS)                 | 107          | 97             | 119          | 93             | 103          | 77             | 99           | 72             | 106          |
| Engineering (ME)                            | 32           | 32             | 29           | 21             | 23           | 29             | 25           | 32             | 28           |
| Engineering Computational Sciences (PHD)    | -            | -              | -            | -              | -            | -              | 4            | 7              | 11           |
| Mechanical Engineering (BS)                 | 180          | 137            | 167          | 135            | 144          | 116            | 141          | 114            | 134          |
| <b>College of Health Sciences</b>           | <b>2,300</b> | <b>1,960</b>   | <b>1,896</b> | <b>1,666</b>   | <b>1,759</b> | <b>1,481</b>   | <b>1,799</b> | <b>1,465</b>   | <b>1,903</b> |
| Cardiorespiratory Care Science (BS)         | 83           | 86             | 94           | 112            | 99           | 99             | 88           | 93             | 86           |
| Dental Hygiene (AAS)                        | 160          | 132            | 150          | 133            | 156          | 127            | 131          | 116            | 160          |
| Dental Hygiene (BS)                         | 47           | 39             | 48           | 39             | 52           | 35             | 54           | 2              | 1            |
| Family Nurse Practitioner (GCRT)            | 11           | 10             | 7            | 11             | 7            | 4              | 3            | 3              | 1            |
| Health Administration and Planning (GCRT)   | 6            | 4              | 2            | 3              | 4            | -              | 2            | 1              | 3            |
| Health Care Admin and Planning (BS)         | 98           | 88             | 95           | 86             | 86           | 79             | 85           | 70             | 73           |
| Health Information Management (BS)          | 71           | 68             | 57           | 57             | 43           | 48             | 51           | 51             | 53           |
| Health Sciences (BS)                        | 484          | 455            | 540          | 461            | 505          | 407            | 383          | 298            | 316          |
| Human Performance and Sport Science (BS)    | 273          | 248            | 278          | 240            | 249          | 209            | 241          | 202            | 271          |
| Human Performance and Sport Science (MAED)  | 35           | 26             | 33           | 28             | 23           | 21             | 28           | 27             | 39           |
| Nursing (AAS)                               | 182          | 129            | 55           | 26             | 127          | 77             | 153          | 75             | 70           |
| Nursing (BSN)                               | 381          | 265            | 146          | 88             | 37           | 32             | 208          | 163            | 437          |
| Nursing (MSN)                               | 169          | 148            | 104          | 101            | 85           | 71             | 57           | 37             | 34           |
| Occupational Therapy (MOT)                  | 87           | 58             | 85           | 57             | 88           | 59             | 89           | 64             | 90           |
| Physical Therapy (DPT)                      | 105          | 103            | 105          | 100            | 104          | 100            | 96           | 94             | 98           |
| Public Health (BS)                          | -            | -              | -            | -              | -            | 29             | 40           | 47             | 61           |
| Public Health (MPH)                         | 35           | 32             | 25           | 23             | 23           | 16             | 22           | 26             | 41           |
| Speech and Hearing Science (MS)             | 73           | 69             | 72           | 101            | 71           | 68             | 68           | 96             | 69           |



**Tennessee State University**  
**Enrollment by College and Major Program**  
**Fall 2017 - Fall 2021**

|   | Fall<br>2017 | Spring<br>2018 | Fall<br>2018 | Spring<br>2019 | Fall<br>2019 | Spring<br>2020 | Fall<br>2020 | Spring<br>2021 | Fall<br>2021 |
|---|--------------|----------------|--------------|----------------|--------------|----------------|--------------|----------------|--------------|
| <b>College of Liberal Arts</b>                        | <b>1,551</b> | <b>1,313</b>   | <b>1,483</b> | <b>1,217</b>   | <b>1,373</b> | <b>1,169</b>   | <b>1,423</b> | <b>1,057</b>   | <b>1,397</b> |
| Academic Focus (AFC)                                  | 118          | 85             | 131          | 87             | 124          | 82             | 175          | 78             | 181          |
| Art (BS)  | 72           | 61             | 64           | 61             | 65           | 55             | 71           | 50             | 62           |
| Arts and Sciences (BS)                                | 139          | 124            | 140          | 126            | 144          | 120            | 109          | 88             | 104          |
| Communication (BA/BS)                                 | 378          | 333            | 343          | 295            | 298          | 262            | 288          | 246            | 287          |
| Criminal Justice (BS)                                 | 386          | 310            | 324          | 236            | 280          | 240            | 330          | 233            | 308          |
| Criminal Justice (MCJ)                                | 43           | 31             | 32           | 26             | 24           | 26             | 23           | 19             | 20           |
| English (BA)  | 55           | 44             | 54           | 50             | 51           | 44             | 53           | 43             | 48           |
| Foreign Languages                                     | -            | -              | 1            | -              | -            | -              | -            | -              | -            |
| History (BA/BS)                                       | 28           | 26             | 21           | 21             | 31           | 24             | 23           | 20             | 26           |
| Interdisciplinary Studies (BS)                        | 44           | 45             | 60           | 49             | 49           | 40             | 40           | 35             | 46           |
| Music (BS)  | 116          | 100            | 127          | 107            | 139          | 114            | 148          | 112            | 144          |
| Political Science (BS)                                | 81           | 77             | 96           | 84             | 92           | 89             | 94           | 76             | 89           |
| Professional Studies (BS)                             | 26           | 23             | 32           | 26             | 16           | 19             | 19           | 13             | 28           |
| Sociology (BS)  | 65           | 54             | 58           | 49             | 60           | 54             | 50           | 44             | 54           |
| <b>College of Life and Physical Sciences</b>          | <b>554</b>   | <b>483</b>     | <b>561</b>   | <b>456</b>     | <b>524</b>   | <b>448</b>     | <b>518</b>   | <b>431</b>     | <b>549</b>   |
| Biological Science (PHD)                              | 51           | 49             | 57           | 51             | 48           | 42             | 44           | 38             | 38           |
| Biology (BS)  | 336          | 297            | 352          | 267            | 338          | 289            | 344          | 280            | 390          |
| Biology (MS)  | 15           | 11             | 16           | 18             | 21           | 20             | 16           | 14             | 6            |
| Chemistry (BS)  | 100          | 85             | 89           | 81             | 81           | 63             | 81           | 73             | 86           |
| Chemistry (MS)  | 15           | 12             | 16           | 12             | 9            | 9              | 10           | 10             | 12           |
| Mathematical Sciences (BS)                            | 35           | 27             | 29           | 25             | 27           | 25             | 23           | 15             | 14           |
| Mathematics (BS)                                      | 2            | 2              | 2            | 2              | -            | -              | -            | 1              | 3            |
| <b>College of Public Service &amp; Administration</b> | <b>483</b>   | <b>469</b>     | <b>514</b>   | <b>428</b>     | <b>440</b>   | <b>341</b>     | <b>385</b>   | <b>345</b>     | <b>414</b>   |
| Non Profit Management (GCRT)                          | 10           | 12             | 19           | 14             | 17           | 13             | 13           | 8              | 11           |
| Professional Studies (MPS)                            | 52           | 45             | 58           | 58             | 62           | 44             | 41           | 33             | 46           |
| Public Adm Executive Leadership (GCRT)                | 94           | 84             | 78           | 72             | 59           | 48             | 62           | 52             | 47           |
| Public Administration (MPA)                           | 33           | 25             | 23           | 26             | 30           | 25             | 48           | 66             | 86           |
| Public Administration (PHD)                           | 9            | 6              | 5            | 7              | 4            | 3              | 2            | 1              | 1            |
| Public Policy (GCRT)                                  | 20           | 12             | 37           | 22             | 29           | 20             | 21           | 16             | 9            |
| Public Policy and Administration (PHD)                | 4            | 4              | 10           | 5              | 8            | 8              | 8            | 14             | 15           |
| Social Work (BS)                                      | 131          | 119            | 115          | 92             | 101          | 75             | 93           | 73             | 116          |
| Social Work (MSW)                                     | 48           | 48             | 50           | 40             | 43           | 40             | 51           | 45             | 47           |
| Urban Studies (BS)                                    | 82           | 114            | 119          | 92             | 87           | 65             | 46           | 37             | 36           |

**Tennessee State University**  
**Enrollment by College and Major Program**  
**Fall 2017 - Fall 2021**

|                          | Fall<br>2017 | Spring<br>2018 | Fall<br>2018 | Spring<br>2019 | Fall<br>2019 | Spring<br>2020 | Fall<br>2020 | Spring<br>2021 | Fall<br>2021 |
|--------------------------|--------------|----------------|--------------|----------------|--------------|----------------|--------------|----------------|--------------|
| <b>Nondegree Seeking</b> | <b>207</b>   | <b>176</b>     | <b>246</b>   | <b>180</b>     | <b>1,105</b> | <b>167</b>     | <b>507</b>   | <b>177</b>     | <b>682</b>   |
| Non-Degree Graduate      | 83           | 71             | 122          | 77             | 816          | 43             | 214          | 81             | 162          |
| Non-Degree Undergraduate | 124          | 105            | 124          | 103            | 289          | 124            | 293          | 96             | 520          |
| <b>Total Enrollment</b>  | <b>8,177</b> | <b>7,195</b>   | <b>7,774</b> | <b>6,534</b>   | <b>8,081</b> | <b>6,103</b>   | <b>7,615</b> | <b>5,936</b>   | <b>8,077</b> |

**Tennessee State University**  
**Enrollment by Major & Concentration**  
**College of Agricultural Sciences**  
**Fall 2017 - Fall 2021**

|   | Fall<br>2017 | Spring<br>2018 | Fall<br>2018 | Spring<br>2019 | Fall<br>2019 | Spring<br>2020 | Fall<br>2020 | Spring<br>2021 | Fall<br>2021 |
|---|--------------|----------------|--------------|----------------|--------------|----------------|--------------|----------------|--------------|
| <b>Agricultural Sciences (BS)</b>             | <b>121</b>   | <b>117</b>     | <b>139</b>   | <b>129</b>     | <b>169</b>   | <b>157</b>     | <b>190</b>   | <b>168</b>     | <b>213</b>   |
| Agri Leadership Educ Comm                     | -            | -              | -            | -              | -            | -              | 1            | -              | 6            |
| Agribusiness                                  | 3            | 3              | 1            | -              | -            | -              | 6            | 12             | 28           |
| Agricultural Biotechnology                    | 2            | 2              | 1            | 1              | -            | -              | -            | -              | -            |
| Animal Science Pre-Veterinary                 | 10           | 9              | 6            | 3              | -            | -              | -            | -              | -            |
| BioTechnology                                 | -            | -              | -            | -              | -            | -              | 1            | 4              | 13           |
| Environmental Sciences                        | -            | -              | -            | -              | -            | -              | 4            | 5              | 8            |
| Food and Animal Sciences                      | -            | -              | -            | -              | -            | -              | 2            | 11             | 46           |
| Food Biosciences and Technology               | 7            | 6              | 7            | 8              | 7            | 7              | 7            | 7              | 5            |
| Food Technology                               | 1            | 1              | 1            | 1              | -            | -              | -            | -              | -            |
| No Concentration                              | 98           | 96             | 123          | 116            | 162          | 150            | 169          | 129            | 107          |
| <b>Agricultural Sciences (MS)</b>             | <b>59</b>    | <b>64</b>      | <b>67</b>    | <b>69</b>      | <b>61</b>    | <b>59</b>      | <b>59</b>    | <b>53</b>      | <b>44</b>    |
| Agribusiness Mgmt and Analysis                | 9            | 7              | 11           | 9              | 11           | 10             | 11           | 10             | 7            |
| Agricultural Education                        | 10           | 8              | 10           | 10             | 9            | 8              | 8            | 8              | 8            |
| Animal Science                                | 12           | 13             | 10           | 8              | 10           | 10             | 9            | 5              | 2            |
| BioTechnology(MS)                             | -            | -              | -            | -              | -            | -              | -            | -              | 3            |
| Food Supply Chain Management                  | 2            | 2              | 2            | 1              | -            | -              | 1            | 1              | 1            |
| Plant Science                                 | 18           | 21             | 23           | 23             | 17           | 20             | 23           | 21             | 19           |
| No Concentration                              | 8            | 13             | 11           | 18             | 14           | 11             | 7            | 8              | 4            |
| <b>Applied Geospatial Information (GCRT)</b>  | <b>4</b>     | <b>3</b>       | <b>7</b>     | <b>4</b>       | <b>3</b>     | <b>3</b>       | <b>3</b>     | <b>2</b>       | <b>4</b>     |
| <b>Environmental Science (MS)</b>             | <b>-</b>     | <b>-</b>       | <b>-</b>     | <b>-</b>       | <b>-</b>     | <b>-</b>       | <b>-</b>     | <b>2</b>       | <b>10</b>    |
| Geospatial Sciences                           | -            | -              | -            | -              | -            | -              | -            | -              | 2            |
| Natural Resources                             | -            | -              | -            | -              | -            | -              | -            | 1              | 3            |
| Plant Science                                 | -            | -              | -            | -              | -            | -              | -            | 1              | 4            |
| No Concentration                              | -            | -              | -            | -              | -            | -              | -            | -              | 1            |
| <b>Family and Consumer Science (BS)</b>       | <b>135</b>   | <b>126</b>     | <b>134</b>   | <b>118</b>     | <b>122</b>   | <b>107</b>     | <b>102</b>   | <b>91</b>      | <b>89</b>    |
| Child Develop-Family Relations                | 61           | 55             | 63           | 56             | 53           | 42             | 41           | 35             | 30           |
| Consumer Sciences Education                   | -            | -              | -            | -              | -            | -              | -            | -              | 1            |
| Design  | 7            | 5              | 3            | 3              | 2            | 1              | 2            | 2              | 1            |
| Fashion Merchandising                         | 30           | 28             | 24           | 25             | 29           | 31             | 27           | 21             | 20           |
| Food Service Management                       | 2            | 2              | 1            | -              | -            | -              | -            | -              | -            |
| Foods and Nutrition                           | 19           | 16             | 15           | 18             | 17           | 18             | 17           | 20             | 22           |
| No Concentration                              | 16           | 20             | 28           | 16             | 21           | 15             | 15           | 13             | 15           |
| <b>Food and Animal Sciences (MS)</b>          | <b>-</b>     | <b>-</b>       | <b>-</b>     | <b>-</b>       | <b>13</b>    | <b>13</b>      | <b>21</b>    | <b>22</b>      | <b>21</b>    |
| <b>Professional Science (PSM)</b>             | <b>6</b>     | <b>5</b>       | <b>8</b>     | <b>6</b>       | <b>3</b>     | <b>3</b>       | <b>3</b>     | <b>3</b>       | <b>3</b>     |
| Applied Geospatial Sciences                   | 5            | 4              | 7            | 5              | 2            | 1              | 1            | 1              | 1            |
| No Concentration                              | 1            | 1              | 1            | 1              | 1            | 2              | 2            | 2              | 2            |
| <b>College of Agricultural Sciences Total</b> | <b>325</b>   | <b>315</b>     | <b>355</b>   | <b>326</b>     | <b>371</b>   | <b>342</b>     | <b>378</b>   | <b>339</b>     | <b>374</b>   |

**Tennessee State University**  
**Enrollment by Major and Concentration**  
**College of Business**  
**Fall 2017 - Fall 2021**

|  | Fall<br>2017 | Spring<br>2018 | Fall<br>2018 | Spring<br>2019 | Fall<br>2019 | Spring<br>2020 | Fall<br>2020 | Spring<br>2021 | Fall<br>2021 |
|--|--------------|----------------|--------------|----------------|--------------|----------------|--------------|----------------|--------------|
| <b>Accounting (BBA)</b>                  | <b>143</b>   | <b>133</b>     | <b>138</b>   | <b>108</b>     | <b>108</b>   | <b>91</b>      | <b>103</b>   | <b>81</b>      | <b>92</b>    |
| Management                               | 1            | 1              | -            | -              | -            | -              | -            | -              | -            |
| Supply Chain Management                  | 1            | 1              | 1            | 1              | 1            | 1              | 1            | 1              | 1            |
| No Concentration                         | 141          | 131            | 137          | 107            | 107          | 90             | 102          | 80             | 91           |
| <b>Business Administration (BBA)</b>     | <b>608</b>   | <b>543</b>     | <b>618</b>   | <b>510</b>     | <b>632</b>   | <b>564</b>     | <b>698</b>   | <b>577</b>     | <b>716</b>   |
| General Business                         | -            | -              | 13           | 14             | 68           | 54             | 99           | 71             | 120          |
| Hospitality Management                   | 24           | 20             | 23           | 17             | 22           | 17             | 21           | 13             | 13           |
| Human Resources Management               | 41           | 37             | 55           | 46             | 44           | 36             | 37           | 36             | 35           |
| Management                               | 123          | 107            | 136          | 104            | 103          | 91             | 124          | 91             | 120          |
| Marketing                                | 103          | 95             | 108          | 90             | 115          | 96             | 117          | 110            | 147          |
| Real Estate and Urban Dev                | 5            | 4              | 3            | 2              | 1            | 1              | 1            | 1              | 6            |
| Supply Chain Management                  | 107          | 92             | 89           | 87             | 93           | 82             | 73           | 67             | 50           |
| No Concentration                         | 205          | 188            | 191          | 150            | 186          | 187            | 226          | 188            | 225          |
| <b>Business Administration (MBA)</b>     | <b>110</b>   | <b>107</b>     | <b>112</b>   | <b>97</b>      | <b>102</b>   | <b>87</b>      | <b>84</b>    | <b>65</b>      | <b>93</b>    |
| Accounting                               | 14           | 12             | 18           | 19             | 22           | 16             | 15           | 11             | 9            |
| Executive                                | 24           | 26             | 25           | 20             | 15           | 17             | 17           | 9              | 17           |
| Finance                                  | 14           | 17             | 18           | 13             | 11           | 7              | 4            | 3              | 4            |
| Healthcare Econ and Mgmt                 | 2            | 3              | 5            | 3              | 1            | 1              | 1            | -              | -            |
| Management Information Systems           | 15           | 13             | 17           | 13             | 15           | 11             | 9            | 5              | 8            |
| Supply Chain Management                  | 9            | 13             | 11           | 10             | 13           | 9              | 11           | 11             | 15           |
| No Concentration                         | 32           | 23             | 18           | 19             | 25           | 26             | 27           | 26             | 40           |
| <b>Business Information System (BBA)</b> | <b>84</b>    | <b>74</b>      | <b>73</b>    | <b>62</b>      | <b>77</b>    | <b>62</b>      | <b>62</b>    | <b>51</b>      | <b>58</b>    |
| Business Data Analytics                  | -            | -              | 1            | 3              | 5            | 5              | 6            | 6              | 6            |
| e-Business Technology                    | 15           | 14             | 17           | 17             | 17           | 20             | 14           | 11             | 13           |
| Industry & Bus. Info. Systems            | 25           | 23             | 22           | 21             | 29           | 19             | 19           | 19             | 19           |
| No Concentration                         | 44           | 37             | 33           | 21             | 26           | 18             | 23           | 15             | 20           |
| <b>Economics and Finance (BBA)</b>       | <b>94</b>    | <b>88</b>      | <b>107</b>   | <b>83</b>      | <b>69</b>    | <b>56</b>      | <b>61</b>    | <b>54</b>      | <b>75</b>    |
| Economics                                | 6            | 5              | 9            | 6              | 7            | 6              | 5            | 6              | 8            |
| Finance                                  | 48           | 52             | 60           | 49             | 36           | 27             | 34           | 29             | 44           |
| International Business                   | 10           | 7              | 11           | 7              | 8            | 4              | 5            | 2              | 3            |
| No Concentration                         | 30           | 24             | 27           | 21             | 18           | 19             | 17           | 17             | 20           |
| <b>College of Business Total</b>         | <b>1,039</b> | <b>945</b>     | <b>1,048</b> | <b>860</b>     | <b>988</b>   | <b>860</b>     | <b>1,008</b> | <b>828</b>     | <b>1,034</b> |

**Tennessee State University**  
**Enrollment by Major and Concentration**  
**College of Education**  
**Fall 2017 - Fall 2021**

|  | Fall<br>2017 | Spring<br>2018 | Fall<br>2018 | Spring<br>2019 | Fall<br>2019 | Spring<br>2020 | Fall<br>2020 | Spring<br>2021 | Fall<br>2021 |
|--|--------------|----------------|--------------|----------------|--------------|----------------|--------------|----------------|--------------|
| <b>Administration and Supervision (MED)</b>  | -            | -              | 1            | 1              | -            | -              | -            | -              | -            |
| <b>Administration and Supervision (EDD)</b>  | 61           | 54             | 44           | 40             | 38           | 29             | 20           | 19             | 15           |
| Higher Educ Administration                   | 2            | 2              | 2            | 2              | 2            | 2              | 2            | 2              | 1            |
| No Concentration                             | 59           | 52             | 42           | 38             | 36           | 27             | 18           | 17             | 14           |
| <b>Curriculum and Instruction (MED)</b>      | 47           | 43             | 55           | 51             | 57           | 40             | 50           | 39             | 49           |
| Educational Technology                       | 7            | 4              | 5            | 4              | 6            | 4              | 7            | 4              | 7            |
| Music  | 8            | 7              | 8            | 7              | 8            | 7              | 8            | 6              | 9            |
| Reading                                      | -            | -              | -            | -              | -            | -              | 1            | 1              | 2            |
| Secondary School Instruction                 | 20           | 21             | 21           | 23             | 22           | 15             | 18           | 15             | 18           |
| Tch Non-English Lang Child                   | 8            | 8              | 14           | 13             | 15           | 9              | 12           | 9              | 10           |
| No Concentration                             | 4            | 3              | 7            | 4              | 6            | 5              | 4            | 4              | 3            |
| <b>Curriculum and Instruction (EDD)</b>      | 48           | 45             | 43           | 41             | 33           | 30             | 28           | 23             | 21           |
| Curriculum Planning                          | 10           | 10             | 11           | 12             | 13           | 11             | 10           | 6              | 6            |
| Elementary Education                         | 2            | 1              | 1            | 1              | -            | -              | -            | -              | -            |
| Foundations and Curriculum                   | -            | -              | -            | -              | -            | -              | 1            | 1              | 1            |
| Reading                                      | 1            | 1              | 1            | 1              | 1            | 1              | 1            | 1              | -            |
| Secondary Education                          | 2            | 1              | 2            | 1              | 1            | -              | -            | -              | 1            |
| Special Education                            | 5            | 4              | 4            | 3              | 1            | 1              | 1            | 2              | 1            |
| No Concentration                             | 28           | 28             | 24           | 23             | 17           | 17             | 15           | 13             | 12           |
| <b>Early Childhood Education (BS)</b>        | 111          | 101            | 105          | 77             | 76           | 70             | 81           | 49             | 69           |
| <b>Educational Adm and Supervision (EDS)</b> | 1            | 1              | 1            | -              | 2            | 2              | 1            | -              | -            |
| Instruct Leadership Licensure                | -            | -              | -            | -              | 1            | 1              | -            | -              | -            |
| No Concentration                             | 1            | 1              | 1            | -              | 1            | 1              | 1            | -              | -            |
| <b>Educational Leadership (EDD)</b>          | 65           | 71             | 96           | 94             | 108          | 100            | 97           | 88             | 109          |
| Higher Educ Administration                   | 15           | 14             | 13           | 11             | 8            | 7              | 4            | 2              | 4            |
| Higher Education Leadership                  | 8            | 10             | 23           | 20             | 41           | 38             | 44           | 35             | 52           |
| Pre K-12 Administration                      | 6            | 9              | 14           | 10             | 18           | 16             | 20           | 20             | 27           |
| No Concentration                             | 36           | 38             | 46           | 53             | 41           | 39             | 29           | 31             | 26           |
| <b>Educational Technology (GCRT)</b>         | -            | -              | -            | -              | -            | -              | 4            | 2              | 9            |
| <b>Elementary Education (MED)</b>            | 33           | 26             | 29           | 19             | 14           | 14             | 15           | 15             | 18           |
| Reading                                      | 2            | 2              | 3            | 1              | 1            | 1              | 2            | 2              | 5            |
| No Concentration                             | 31           | 24             | 26           | 18             | 13           | 13             | 13           | 13             | 13           |
| <b>Instructional Leadership (MED)</b>        | 36           | 35             | 35           | 24             | 24           | 19             | 107          | 102            | 149          |
| Career and Technical Education               | 20           | 19             | 14           | 11             | 8            | 4              | 2            | 2              | 10           |
| Instruct Leadership Licensure                | 2            | 2              | 2            | -              | 1            | 1              | 45           | 43             | 127          |
| Instruct Leadership Non-Licens               | 10           | 10             | 15           | 10             | 10           | 9              | 10           | 10             | 10           |
| No Concentration                             | 4            | 4              | 4            | 3              | 5            | 5              | 50           | 47             | 2            |
| <b>Instructional Leadership (EDS)</b>        | 10           | 8              | 6            | 3              | 1            | 2              | 4            | 6              | 10           |
| Instruct Leadership Licensure                | 1            | -              | 1            | -              | -            | -              | 1            | 1              | 3            |
| Instruct Leadership Non-Licens               | 3            | 2              | -            | -              | -            | -              | -            | 1              | 3            |
| No Concentration                             | 6            | 6              | 5            | 3              | 1            | 2              | 3            | 4              | 4            |
| <b>Professional School Counseling (MS)</b>   | 12           | 18             | 20           | 17             | 12           | 11             | 13           | 11             | 18           |
| Guidance and Counseling                      | 2            | 2              | 2            | 2              | 1            | 1              | 1            | -              | 1            |
| Pre-K -12 School Counseling                  | 5            | 10             | 15           | 10             | 2            | 2              | -            | -              | -            |
| No Concentration                             | 5            | 6              | 3            | 5              | 9            | 8              | 12           | 11             | 17           |

|                                   | Fall<br>2017 | Spring<br>2018 | Fall<br>2018 | Spring<br>2019 | Fall<br>2019 | Spring<br>2020 | Fall<br>2020 | Spring<br>2021 | Fall<br>2021 |
|-----------------------------------|--------------|----------------|--------------|----------------|--------------|----------------|--------------|----------------|--------------|
| <b>Psychology (BS)</b>            | <b>334</b>   | <b>289</b>     | <b>297</b>   | <b>259</b>     | <b>300</b>   | <b>245</b>     | <b>311</b>   | <b>249</b>     | <b>342</b>   |
| <b>Psychology (MS)</b>            | <b>22</b>    | <b>22</b>      | <b>21</b>    | <b>20</b>      | <b>24</b>    | <b>25</b>      | <b>18</b>    | <b>18</b>      | <b>30</b>    |
| Counseling Psychology             | 18           | 17             | 20           | 19             | 22           | 23             | 17           | 17             | 28           |
| School Psychology                 | 4            | 5              | 1            | 1              | 1            | 1              | -            | -              | -            |
| No Concentration                  | -            | -              | -            | -              | 1            | 1              | 1            | 1              | 2            |
| <b>Psychology (PHD)</b>           | <b>49</b>    | <b>49</b>      | <b>44</b>    | <b>42</b>      | <b>41</b>    | <b>40</b>      | <b>41</b>    | <b>40</b>      | <b>45</b>    |
| Counseling Psychology             | 31           | 31             | 34           | 32             | 26           | 26             | 27           | 27             | 23           |
| School Psychology                 | 3            | 3              | 3            | 3              | 2            | 1              | 1            | 1              | 1            |
| No Concentration                  | 15           | 15             | 7            | 7              | 13           | 13             | 13           | 12             | 21           |
| <b>Special Education (MED)</b>    | <b>10</b>    | <b>10</b>      | <b>12</b>    | <b>10</b>      | <b>9</b>     | <b>8</b>       | <b>40</b>    | <b>33</b>      | <b>86</b>    |
| <b>College of Education Total</b> | <b>839</b>   | <b>483</b>     | <b>809</b>   | <b>439</b>     | <b>739</b>   | <b>390</b>     | <b>830</b>   | <b>445</b>     | <b>970</b>   |

**Tennessee State University**  
**Enrollment by Major and Concentration**  
**College of Engineering**  
**Fall 2017 - Fall 2021**

|  | Fall<br>2017 | Spring<br>2018 | Fall<br>2018 | Spring<br>2019 | Fall<br>2019 | Spring<br>2020 | Fall<br>2020 | Spring<br>2021 | Fall<br>2021 |
|--|--------------|----------------|--------------|----------------|--------------|----------------|--------------|----------------|--------------|
| <b>Aeronautical and Industrial Technology (BS)</b> | <b>93</b>    | <b>81</b>      | <b>97</b>    | <b>82</b>      | <b>77</b>    | <b>59</b>      | <b>68</b>    | <b>49</b>      | <b>48</b>    |
| Aeronautical Technology                            | 4            | 3              | 4            | 1              | 1            | 1              | 1            | 1              | -            |
| Aviation Flight                                    | 4            | 4              | 14           | 12             | 15           | 10             | 17           | 8              | 9            |
| Aviation Management                                | 22           | 17             | 19           | 23             | 24           | 21             | 15           | 14             | 13           |
| Industrial Electronics Tech                        | 21           | 18             | 22           | 17             | 16           | 11             | 19           | 16             | 14           |
| No Concentration                                   | 42           | 39             | 38           | 29             | 21           | 16             | 16           | 10             | 12           |
| <b>Applied and Industrial Technology (BS)</b>      | -            | -              | -            | -              | -            | -              | -            | -              | <b>4</b>     |
| Aviation Management                                | -            | -              | -            | -              | -            | -              | -            | -              | 1            |
| Mechatronics                                       | -            | -              | -            | -              | -            | -              | -            | -              | 1            |
| No Concentration                                   | -            | -              | -            | -              | -            | -              | -            | -              | 2            |
| <b>Architectural Engineering (BS)</b>              | <b>79</b>    | <b>67</b>      | <b>85</b>    | <b>61</b>      | <b>74</b>    | <b>62</b>      | <b>87</b>    | <b>70</b>      | <b>88</b>    |
| <b>Civil Engineering (BS)</b>                      | <b>94</b>    | <b>83</b>      | <b>81</b>    | <b>63</b>      | <b>84</b>    | <b>76</b>      | <b>87</b>    | <b>54</b>      | <b>79</b>    |
| <b>Computer and Info Systems Engineering (MS)</b>  | <b>9</b>     | <b>7</b>       | <b>8</b>     | <b>10</b>      | <b>11</b>    | <b>9</b>       | <b>7</b>     | <b>9</b>       | <b>6</b>     |
| <b>Computer and Info Systems Engineering (PHD)</b> | <b>27</b>    | <b>28</b>      | <b>26</b>    | <b>24</b>      | <b>17</b>    | <b>22</b>      | <b>16</b>    | <b>13</b>      | <b>13</b>    |
| <b>Computer Science (BS)</b>                       | <b>225</b>   | <b>201</b>     | <b>217</b>   | <b>181</b>     | <b>214</b>   | <b>173</b>     | <b>196</b>   | <b>143</b>     | <b>192</b>   |
| Bioinformatics                                     | 62           | 57             | 49           | 33             | 36           | 20             | 29           | 15             | 14           |
| Computer Science 5 year Program                    | -            | -              | -            | -              | -            | -              | -            | -              | 1            |
| Cyber Security and Networking                      | -            | -              | -            | -              | -            | -              | 1            | 9              | 23           |
| Data Science                                       | -            | -              | -            | -              | -            | -              | -            | 5              | 7            |
| No Concentration                                   | 163          | 144            | 168          | 148            | 178          | 153            | 166          | 114            | 147          |
| <b>Computer Science (MS)</b>                       | <b>33</b>    | <b>29</b>      | <b>33</b>    | <b>33</b>      | <b>35</b>    | <b>37</b>      | <b>37</b>    | <b>35</b>      | <b>35</b>    |
| Cyber Security and Networking                      | 17           | 15             | 20           | 18             | 21           | 18             | 19           | 19             | 17           |
| Data Science                                       | -            | -              | -            | -              | -            | -              | -            | -              | 1            |
| High Per Comp and Bioinformati                     | 14           | 11             | 11           | 10             | 5            | 7              | 4            | 5              | 5            |
| No Concentration                                   | 2            | 3              | 2            | 5              | 9            | 12             | 14           | 11             | 12           |
| <b>Electrical Engineering (BS)</b>                 | <b>107</b>   | <b>97</b>      | <b>119</b>   | <b>93</b>      | <b>103</b>   | <b>77</b>      | <b>99</b>    | <b>72</b>      | <b>106</b>   |
| Computer Engineering                               | 26           | 24             | 36           | 29             | 38           | 26             | 35           | 22             | 44           |
| No Concentration                                   | 81           | 73             | 83           | 64             | 65           | 51             | 64           | 50             | 62           |
| <b>Engineering (ME)</b>                            | <b>32</b>    | <b>32</b>      | <b>29</b>    | <b>21</b>      | <b>23</b>    | <b>29</b>      | <b>25</b>    | <b>32</b>      | <b>28</b>    |
| Biomedical Engineering                             | 1            | 1              | 1            | 1              | -            | -              | 1            | 1              | -            |
| Civil Engineering                                  | 9            | 8              | 9            | 8              | 6            | 8              | 8            | 12             | 11           |
| Electrical Engineering                             | 5            | 5              | 4            | 1              | 1            | 1              | 1            | 2              | 1            |
| Environmental Engineering                          | 2            | 2              | 1            | 2              | 3            | 4              | 4            | 4              | 3            |
| Manufacturing Engineering                          | 2            | 3              | 2            | 1              | 2            | 4              | 3            | 3              | 4            |
| Mechanical Engineering                             | 13           | 12             | 12           | 8              | 10           | 11             | 7            | 8              | 6            |
| No Concentration                                   | -            | 1              | -            | -              | 1            | 1              | 1            | 2              | 3            |
| <b>Engineering Computational Sciences (PHD)</b>    | -            | -              | -            | -              | -            | -              | <b>4</b>     | <b>7</b>       | <b>11</b>    |
| Computational Sciences                             | -            | -              | -            | -              | -            | -              | 1            | 1              | 3            |
| No Concentration                                   | -            | -              | -            | -              | -            | -              | 3            | 6              | 8            |
| <b>Mechanical Engineering (BS)</b>                 | <b>180</b>   | <b>137</b>     | <b>167</b>   | <b>135</b>     | <b>144</b>   | <b>116</b>     | <b>141</b>   | <b>114</b>     | <b>134</b>   |
| <b>College of Engineering Total</b>                | <b>879</b>   | <b>762</b>     | <b>862</b>   | <b>703</b>     | <b>782</b>   | <b>660</b>     | <b>767</b>   | <b>598</b>     | <b>744</b>   |

**Tennessee State University**  
**Enrollment by Major and Concentration**  
**College of Health Sciences**  
**Fall 2017 - Fall 2021**

|   | Fall<br>2017 | Spring<br>2018 | Fall<br>2018 | Spring<br>2019 | Fall<br>2019 | Spring<br>2020 | Fall<br>2020 | Spring<br>2021 | Fall<br>2021 |
|---|--------------|----------------|--------------|----------------|--------------|----------------|--------------|----------------|--------------|
| <b>Cardiorespiratory Care Science (BS)</b>        | 83           | 86             | 94           | 112            | 99           | 99             | 88           | 93             | 86           |
| <b>Dental Hygiene (AAS)</b>                       | 160          | 132            | 150          | 133            | 156          | 127            | 131          | 116            | 160          |
| <b>Dental Hygiene (BS)</b>                        | 47           | 39             | 48           | 39             | 52           | 35             | 54           | 2              | 1            |
| <b>Family Nurse Practitioner (GCRT)</b>           | 11           | 10             | 7            | 11             | 7            | 4              | 3            | 3              | 1            |
| Family Nurse Practitioner                         | 2            | 2              | 2            | 2              | -            | -              | -            | -              | -            |
| No Concentration                                  | 9            | 8              | 5            | 9              | 7            | 4              | 3            | 3              | 1            |
| <b>Health Administration and Planning (GCRT)</b>  | 6            | 4              | 2            | 3              | 4            | -              | 2            | 1              | 3            |
| <b>Health Care Admin and Planning (BS)</b>        | 98           | 88             | 95           | 86             | 86           | 79             | 85           | 70             | 73           |
| <b>Health Information Management (BS)</b>         | 71           | 68             | 57           | 57             | 43           | 48             | 51           | 51             | 53           |
| e-Business Technology                             | 1            | 1              | -            | -              | -            | -              | -            | -              | -            |
| No Concentration                                  | 70           | 67             | 57           | 57             | 43           | 48             | 51           | 51             | 53           |
| <b>Health Sciences (BS)</b>                       | 484          | 455            | 540          | 461            | 505          | 407            | 383          | 298            | 316          |
| Communication Sci and Disorder                    | 13           | 12             | 18           | 14             | 10           | 13             | 16           | 15             | 10           |
| Physical Sciences                                 | 102          | 93             | 104          | 95             | 107          | 90             | 93           | 81             | 105          |
| Public Health                                     | 116          | 116            | 126          | 126            | 120          | 83             | 56           | 35             | 19           |
| Therapeutic Studies                               | 94           | 90             | 93           | 79             | 92           | 89             | 98           | 80             | 81           |
| No Concentration                                  | 159          | 144            | 199          | 147            | 176          | 132            | 120          | 87             | 101          |
| <b>Human Performance and Sport Science (BS)</b>   | 273          | 248            | 278          | 240            | 249          | 209            | 241          | 202            | 271          |
| Athletic Training                                 | 33           | 29             | 22           | 13             | 7            | 5              | 3            | 2              | 2            |
| Exercise Science                                  | 130          | 113            | 150          | 146            | 163          | 132            | 163          | 166            | 195          |
| Health Educ Teacher Educ                          | 3            | 3              | 1            | 1              | 2            | 2              | 3            | 2              | 6            |
| Physical Educ Teacher Educ                        | 16           | 14             | 9            | 7              | 8            | 7              | 13           | 8              | 13           |
| No Concentration                                  | 91           | 89             | 96           | 73             | 69           | 63             | 59           | 24             | 55           |
| <b>Human Performance and Sport Science (MAED)</b> | 35           | 26             | 33           | 28             | 23           | 21             | 28           | 27             | 39           |
| Exercise Science                                  | 12           | 10             | 9            | 8              | 8            | 7              | 10           | 10             | 13           |
| Sport Administration                              | 19           | 13             | 20           | 16             | 14           | 13             | 17           | 16             | 23           |
| No Concentration                                  | 4            | 3              | 4            | 4              | 1            | 1              | 1            | 1              | 3            |
| <b>Nursing (AAS)</b>                              | 182          | 129            | 55           | 26             | 127          | 77             | 153          | 75             | 70           |
| <b>Nursing (BSN)</b>                              | 381          | 265            | 146          | 88             | 37           | 32             | 208          | 163            | 437          |
| <b>Nursing (MSN)</b>                              | 169          | 148            | 104          | 101            | 85           | 71             | 57           | 37             | 34           |
| Family Nurse Practitioner                         | 147          | 131            | 86           | 85             | 77           | 61             | 51           | 30             | 25           |
| Holistic Nursing                                  | 5            | 6              | 6            | 7              | 5            | 7              | 5            | 3              | 5            |
| Nursing Administration                            | 1            | -              | -            | -              | -            | -              | -            | -              | -            |
| Nursing Education                                 | 6            | 6              | 7            | 5              | 2            | 2              | -            | -              | -            |
| No Concentration                                  | 10           | 5              | 5            | 4              | 1            | 1              | 1            | 4              | 4            |
| <b>Occupational Therapy (MOT)</b>                 | 87           | 58             | 85           | 57             | 88           | 59             | 89           | 64             | 90           |
| <b>Physical Therapy (DPT)</b>                     | 105          | 103            | 105          | 100            | 104          | 100            | 96           | 94             | 98           |
| <b>Public Health (BS)</b>                         | -            | -              | -            | -              | -            | 29             | 40           | 47             | 61           |
| <b>Public Health (MPH)</b>                        | 35           | 32             | 25           | 23             | 23           | 16             | 22           | 26             | 41           |
| Cultural Competency                               | 11           | 10             | 9            | 7              | 8            | 3              | 5            | 5              | 10           |
| Public Health Science                             | 18           | 18             | 14           | 12             | 10           | 10             | 17           | 21             | 30           |
| No Concentration                                  | 6            | 4              | 2            | 4              | 5            | 3              | -            | -              | 1            |
| <b>Speech and Hearing Science (MS)</b>            | 73           | 69             | 72           | 101            | 71           | 68             | 68           | 96             | 69           |
| <b>College of Health Sciences Total</b>           | 2,300        | 1,960          | 1,896        | 1,666          | 1,759        | 1,481          | 1,799        | 1,465          | 1,903        |



**Tennessee State University**  
**Enrollment by Major and Concentration**  
**College of Liberal Arts**  
**Fall 2017 - Fall 2021**

|                                       | Fall<br>2017 | Spring<br>2018 | Fall<br>2018 | Spring<br>2019 | Fall<br>2019 | Spring<br>2020 | Fall<br>2020 | Spring<br>2021 | Fall<br>2021 |
|---------------------------------------|--------------|----------------|--------------|----------------|--------------|----------------|--------------|----------------|--------------|
| <b>Academic Focus (AFC)</b>           | <b>118</b>   | <b>85</b>      | <b>131</b>   | <b>87</b>      | <b>124</b>   | <b>82</b>      | <b>175</b>   | <b>78</b>      | <b>181</b>   |
| Applied Technology                    | 1            | 1              | 1            | 1              | 1            | 2              | 7            | 1              | 3            |
| Arts                                  | 4            | 2              | 4            | 5              | 7            | 2              | 6            | 6              | 11           |
| Business                              | 24           | 12             | 16           | 7              | 17           | 7              | 28           | 11             | 41           |
| Education                             | 8            | 8              | 10           | 7              | 8            | 5              | 10           | 3              | 8            |
| General Education Core                | 2            | 2              | 7            | 4              | 6            | 5              | 10           | 1              | 10           |
| Health Professions                    | 29           | 15             | 21           | 5              | 22           | 13             | 37           | 8              | 27           |
| Humanities                            | -            | -              | 1            | 2              | 1            | -              | 2            | -              | 2            |
| Social Sciences                       | -            | -              | 2            | 3              | 2            | 2              | 4            | 2              | 5            |
| STEM-Sci-Tech-Engin-Math              | 9            | 6              | 3            | 2              | 7            | 3              | 8            | 4              | 9            |
| No Concentration                      | 41           | 39             | 66           | 51             | 53           | 43             | 63           | 42             | 65           |
| <b>Art (BS)</b>                       | <b>72</b>    | <b>61</b>      | <b>64</b>    | <b>61</b>      | <b>65</b>    | <b>55</b>      | <b>71</b>    | <b>50</b>      | <b>62</b>    |
| Art Education                         | 4            | 4              | 3            | 3              | 2            | 1              | 1            | 1              | 1            |
| Design                                | -            | -              | 7            | 13             | 21           | 16             | 30           | 15             | 17           |
| Studio Art                            | 33           | 28             | 26           | 26             | 20           | 17             | 17           | 17             | 21           |
| No Concentration                      | 35           | 29             | 28           | 19             | 22           | 21             | 23           | 17             | 23           |
| <b>Arts and Sciences (BS)</b>         | <b>139</b>   | <b>124</b>     | <b>140</b>   | <b>126</b>     | <b>144</b>   | <b>120</b>     | <b>109</b>   | <b>88</b>      | <b>104</b>   |
| Child Dev and Learn (K-8)             | 35           | 36             | 35           | 35             | 41           | 37             | 22           | 31             | 36           |
| Humanities                            | 8            | 5              | 6            | 6              | 10           | 7              | 4            | 2              | 1            |
| Natural Science                       | 5            | 4              | 3            | 8              | 12           | 11             | 10           | 6              | 6            |
| Social Science                        | 77           | 64             | 76           | 57             | 65           | 52             | 33           | 22             | 38           |
| No Concentration                      | 14           | 15             | 20           | 20             | 16           | 13             | 40           | 27             | 23           |
| <b>Communication (BA/BS)</b>          | <b>378</b>   | <b>333</b>     | <b>343</b>   | <b>291</b>     | <b>298</b>   | <b>262</b>     | <b>288</b>   | <b>246</b>     | <b>287</b>   |
| Communication Studies                 | 17           | 15             | 17           | 11             | 16           | 15             | 25           | 9              | 12           |
| Mass Communication                    | 219          | 205            | 217          | 199            | 200          | 171            | 177          | 191            | 213          |
| Theatre                               | 23           | 19             | 23           | 19             | 19           | 15             | 16           | 12             | 16           |
| No Concentration                      | 119          | 94             | 86           | 62             | 63           | 61             | 70           | 34             | 46           |
| <b>Criminal Justice (BS)</b>          | <b>386</b>   | <b>310</b>     | <b>324</b>   | <b>236</b>     | <b>280</b>   | <b>240</b>     | <b>330</b>   | <b>233</b>     | <b>308</b>   |
| <b>Criminal Justice (MCJ)</b>         | <b>43</b>    | <b>31</b>      | <b>32</b>    | <b>26</b>      | <b>24</b>    | <b>26</b>      | <b>23</b>    | <b>19</b>      | <b>20</b>    |
| <b>English (BA)</b>                   | <b>55</b>    | <b>44</b>      | <b>54</b>    | <b>50</b>      | <b>51</b>    | <b>44</b>      | <b>53</b>    | <b>43</b>      | <b>48</b>    |
| Teacher Certification (7-12)          | 6            | 6              | 4            | 4              | 5            | 2              | 2            | 2              | 2            |
| Teaching Certification                | -            | -              | 1            | 1              | 1            | 1              | 1            | 2              | 1            |
| No Concentration                      | 49           | 38             | 49           | 45             | 45           | 41             | 50           | 39             | 45           |
| <b>Foreign Language (BA)</b>          | <b>-</b>     | <b>-</b>       | <b>1</b>     | <b>-</b>       | <b>0</b>     | <b>-</b>       | <b>-</b>     | <b>-</b>       | <b>-</b>     |
| <b>History (BA/BS)</b>                | <b>28</b>    | <b>26</b>      | <b>21</b>    | <b>21</b>      | <b>31</b>    | <b>24</b>      | <b>23</b>    | <b>20</b>      | <b>26</b>    |
| Teacher Certification (7-12)          | -            | -              | -            | -              | -            | -              | -            | -              | 4            |
| Teacher Certification                 | 11           | 7              | 4            | 5              | 6            | 3              | 7            | 4              | 8            |
| No Concentration                      | 17           | 19             | 17           | 16             | 25           | 21             | 16           | 16             | 14           |
| <b>Interdisciplinary Studies (BS)</b> | <b>44</b>    | <b>45</b>      | <b>60</b>    | <b>49</b>      | <b>49</b>    | <b>40</b>      | <b>40</b>    | <b>35</b>      | <b>46</b>    |
| Social Science                        | -            | -              | -            | -              | -            | -              | -            | -              | 1            |
| Sociology                             | -            | -              | -            | -              | -            | -              | -            | -              | 1            |
| No Concentration                      | 44           | 45             | 60           | 49             | 49           | 40             | 40           | 35             | 44           |
| <b>Music (BS)</b>                     | <b>116</b>   | <b>100</b>     | <b>127</b>   | <b>107</b>     | <b>139</b>   | <b>114</b>     | <b>148</b>   | <b>112</b>     | <b>144</b>   |
| Commercial Music                      | 52           | 38             | 45           | 37             | 48           | 36             | 44           | 35             | 48           |
| Instrumental                          | 43           | 38             | 43           | 33             | 36           | 34             | 42           | 30             | 34           |
| Vocal                                 | 6            | 6              | 12           | 11             | 12           | 10             | 25           | 16             | 16           |
| No Concentration                      | 15           | 18             | 27           | 26             | 43           | 34             | 37           | 31             | 46           |

|                                      | Fall<br>2017 | Spring<br>2018 | Fall<br>2018 | Spring<br>2019 | Fall<br>2019 | Spring<br>2020 | Fall<br>2020 | Spring<br>2021 | Fall<br>2021 |
|--------------------------------------|--------------|----------------|--------------|----------------|--------------|----------------|--------------|----------------|--------------|
| <b>Political Science (BS)</b>        | <b>81</b>    | <b>77</b>      | <b>96</b>    | <b>84</b>      | <b>92</b>    | <b>89</b>      | <b>94</b>    | <b>76</b>      | <b>89</b>    |
| Government Certification (7-12)      | 5            | 1              | 8            | 1              | 5            | 2              | 14           | 8              | 12           |
| International Relations              | 10           | 8              | 13           | 11             | 12           | 11             | 19           | 13             | 17           |
| No Concentration                     | 66           | 68             | 75           | 72             | 75           | 76             | 61           | 55             | 60           |
| <b>Professional Studies (BS)</b>     | <b>26</b>    | <b>23</b>      | <b>32</b>    | <b>26</b>      | <b>16</b>    | <b>19</b>      | <b>19</b>    | <b>13</b>      | <b>28</b>    |
| Health Administration                | 9            | 5              | 5            | 2              | 2            | -              | -            | 2              | 3            |
| Information Technology               | 2            | 2              | 7            | 9              | 6            | 8              | 5            | 5              | 7            |
| International Org Leadership         | -            | -              | 1            | 1              | -            | -              | 2            | -              | -            |
| Organizational Leadership            | 4            | 4              | 4            | 5              | 2            | 3              | 4            | 1              | 3            |
| No Concentration                     | 11           | 12             | 15           | 9              | 6            | 8              | 8            | 5              | 15           |
| <b>Sociology (BS)</b>                | <b>65</b>    | <b>54</b>      | <b>58</b>    | <b>49</b>      | <b>60</b>    | <b>54</b>      | <b>50</b>    | <b>44</b>      | <b>54</b>    |
| <b>College of Liberal Arts Total</b> | <b>1,551</b> | <b>1,313</b>   | <b>1,483</b> | <b>1,213</b>   | <b>1,373</b> | <b>1,169</b>   | <b>1,423</b> | <b>1,057</b>   | <b>1,397</b> |

Tennessee State University  
 Enrollment by Major and Concentration  
 College of Life and Physical Sciences  
 Fall 2017 - Fall 2021

|  | Fall<br>2017 | Spring<br>2018 | Fall<br>2018 | Spring<br>2019 | Fall<br>2019 | Spring<br>2020 | Fall<br>2020 | Spring<br>2021 | Fall<br>2021 |
|--|--------------|----------------|--------------|----------------|--------------|----------------|--------------|----------------|--------------|
| <b>Biological Science (PHD)</b>                      | 51           | 49             | 57           | 51             | 48           | 42             | 44           | 38             | 38           |
| <b>Biology (BS)</b>                                  | 336          | 297            | 352          | 267            | 338          | 289            | 344          | 280            | 390          |
| Cell and Molecular Biology                           | 72           | 63             | 110          | 87             | 140          | 107            | 159          | 99             | 144          |
| No Concentration                                     | 264          | 234            | 242          | 180            | 198          | 182            | 185          | 181            | 246          |
| <b>Biology (MS)</b>                                  | 15           | 11             | 16           | 18             | 21           | 20             | 16           | 14             | 6            |
| <b>Chemistry (BS)</b>                                | 100          | 85             | 89           | 81             | 81           | 63             | 81           | 73             | 86           |
| Chemistry  | 2            | 2              | 2            | 1              | 1            | 1              | 1            | 1              | -            |
| Professional Biochemistry                            | 40           | 32             | 33           | 38             | 35           | 25             | 31           | 29             | 38           |
| Professional Chemistry                               | 3            | 2              | 7            | 5              | 11           | 7              | 14           | 13             | 14           |
| Teacher Certification (7-12)                         | -            | -              | -            | -              | 1            | -              | -            | -              | 2            |
| No Concentration                                     | 55           | 49             | 47           | 37             | 33           | 30             | 35           | 30             | 32           |
| <b>Chemistry (MS)</b>                                | 15           | 12             | 16           | 12             | 9            | 9              | 10           | 10             | 12           |
| Biochemistry   | 6            | 4              | 7            | 6              | 4            | 5              | 3            | 4              | 7            |
| No Concentration                                     | 9            | 8              | 9            | 6              | 5            | 4              | 7            | 6              | 5            |
| <b>Mathematical Sciences (BS)</b>                    | 35           | 27             | 29           | 25             | 27           | 25             | 23           | 15             | 14           |
| Teacher Certification (7-12)                         | 1            | 1              | -            | -              | -            | -              | -            | -              | -            |
| Teaching Certification                               | -            | -              | 1            | 1              | -            | -              | -            | -              | -            |
| No Concentration                                     | 34           | 26             | 28           | 24             | 27           | 25             | 23           | 15             | 14           |
| <b>Mathematics (BS)</b>                              | 2            | 2              | 2            | 2              | -            | -              | -            | 1              | 3            |
| <b>College of Life &amp; Physical Sciences Total</b> | 554          | 483            | 561          | 456            | 524          | 448            | 518          | 431            | 549          |

**Tennessee State University**  
**Enrollment by Major and Concentration**  
**College of Public Service & Administration**  
**Fall 2017 - Fall 2021**

|   | Fall<br>2017 | Spring<br>2018 | Fall<br>2018 | Spring<br>2019 | Fall<br>2019 | Spring<br>2020 | Fall<br>2020 | Spring<br>2021 | Fall<br>2021 |
|---|--------------|----------------|--------------|----------------|--------------|----------------|--------------|----------------|--------------|
| <b>Professional Studies (MPS)</b>                           | <b>52</b>    | <b>45</b>      | <b>58</b>    | <b>58</b>      | <b>62</b>    | <b>44</b>      | <b>41</b>    | <b>33</b>      | <b>46</b>    |
| Human Resources Leadership                                  | 12           | 16             | 16           | 14             | 15           | 10             | 7            | 8              | 14           |
| Strategic Leadership  | 23           | 18             | 20           | 21             | 27           | 19             | 18           | 12             | 17           |
| Training and Development                                    | 4            | 3              | 6            | 5              | 5            | 4              | 2            | 2              | 3            |
| No Concentration  | 13           | 8              | 16           | 18             | 15           | 11             | 14           | 11             | 12           |
| <b>Non Profit Management (GCRT)</b>                         | <b>10</b>    | <b>12</b>      | <b>19</b>    | <b>14</b>      | <b>17</b>    | <b>13</b>      | <b>13</b>    | <b>8</b>       | <b>11</b>    |
| <b>Public Adm Executive Leadership (GCRT)</b>               | <b>94</b>    | <b>84</b>      | <b>78</b>    | <b>72</b>      | <b>59</b>    | <b>48</b>      | <b>62</b>    | <b>52</b>      | <b>47</b>    |
| <b>Public Administration (MPA)</b>                          | <b>33</b>    | <b>25</b>      | <b>23</b>    | <b>26</b>      | <b>30</b>    | <b>25</b>      | <b>48</b>    | <b>66</b>      | <b>86</b>    |
| <b>Public Administration (PHD)</b>                          | <b>9</b>     | <b>6</b>       | <b>5</b>     | <b>7</b>       | <b>4</b>     | <b>3</b>       | <b>2</b>     | <b>1</b>       | <b>1</b>     |
| <b>Public Policy (GCRT)</b>                                 | <b>20</b>    | <b>12</b>      | <b>37</b>    | <b>22</b>      | <b>29</b>    | <b>20</b>      | <b>21</b>    | <b>16</b>      | <b>9</b>     |
| <b>Public Policy and Administration (PHD)</b>               | <b>4</b>     | <b>4</b>       | <b>10</b>    | <b>5</b>       | <b>8</b>     | <b>8</b>       | <b>8</b>     | <b>14</b>      | <b>15</b>    |
| <b>Social Work (BS)</b>                                     | <b>131</b>   | <b>119</b>     | <b>115</b>   | <b>92</b>      | <b>101</b>   | <b>75</b>      | <b>93</b>    | <b>73</b>      | <b>116</b>   |
| <b>Social Work (MSW)</b>                                    | <b>48</b>    | <b>48</b>      | <b>50</b>    | <b>40</b>      | <b>43</b>    | <b>40</b>      | <b>51</b>    | <b>45</b>      | <b>47</b>    |
| <b>Urban Studies (BS)</b>                                   | <b>82</b>    | <b>114</b>     | <b>119</b>   | <b>92</b>      | <b>87</b>    | <b>65</b>      | <b>46</b>    | <b>37</b>      | <b>36</b>    |
| Leadership and Public Policy                                | 21           | 45             | 41           | 36             | 25           | 17             | 12           | 9              | 13           |
| Urban Diversity   | 1            | 5              | 9            | 9              | 9            | 6              | 4            | 1              | -            |
| Urban Policy and Planning                                   | 7            | 10             | 13           | 11             | 10           | 7              | 5            | 8              | 8            |
| No Concentration  | 53           | 54             | 56           | 36             | 43           | 35             | 25           | 19             | 15           |
| <b>College of Public Service &amp; Administration Total</b> | <b>483</b>   | <b>469</b>     | <b>514</b>   | <b>428</b>     | <b>440</b>   | <b>341</b>     | <b>385</b>   | <b>345</b>     | <b>414</b>   |

**Tennessee State University**  
**Enrollment by Major and Concentration**  
**Non-Degree**  
**Fall 2017 - Fall 2021**

|                                 | Fall<br>2017 | Spring<br>2018 | Fall<br>2018 | Spring<br>2019 | Fall<br>2019 | Spring<br>2020 | Fall<br>2020 | Spring<br>2021 | Fall<br>2021 |
|---------------------------------|--------------|----------------|--------------|----------------|--------------|----------------|--------------|----------------|--------------|
| <b>Non-degree Undergraduate</b> | 124          | 105            | 124          | 103            | 289          | 124            | 293          | 96             | 520          |
| <b>Non-degree Graduate</b>      | 83           | 71             | 122          | 77             | 816          | 43             | 214          | 81             | 162          |
| <b>Non-degree Total</b>         | 207          | 176            | 246          | 180            | 1105         | 167            | 507          | 177            | 682          |

**Tennessee State University  
Enrollment Summary by Location  
University Enrollment  
Fall 2017 - Fall 2021**

|                                     | Fall<br>2017 | Spring<br>2018 | Fall<br>2018 | Spring<br>2019 | Fall<br>2019 | Spring<br>2020 | Fall<br>2020 | Spring<br>2021 | Fall<br>2021 |
|-------------------------------------|--------------|----------------|--------------|----------------|--------------|----------------|--------------|----------------|--------------|
| <b>Total Enrollment</b>             | <b>8,177</b> | <b>7,195</b>   | <b>7,774</b> | <b>6,534</b>   | <b>8,081</b> | <b>6,103</b>   | <b>7,615</b> | <b>5,936</b>   | <b>8,077</b> |
| Located within TN                   | 5,246        | 4,661          | 4,838        | 4,130          | 5,033        | 3,659          | 4,373        | 3,516          | 4,397        |
| Located within the US, not in TN    | 2,389        | 2,064          | 2,522        | 2,049          | 2,749        | 2,185          | 3,038        | 2,221          | 3,176        |
| Located outside the US <sup>1</sup> | 542          | 470            | 414          | 355            | 299          | 259            | 204          | 199            | 504          |

<sup>1</sup>Located outside the US counts include International Students and US Citizens or Permanent Residents who are Military stationed overseas.

**Tennessee State University**  
**Enrollment Summary by Location**  
**Undergraduate and Graduate Enrollment**  
**Fall 2017 - Fall 2021**

|                                     | Fall<br>2017 | Spring<br>2018 | Fall<br>2018 | Spring<br>2019 | Fall<br>2019 | Spring<br>2020 | Fall<br>2020 | Spring<br>2021 | Fall<br>2021 |
|-------------------------------------|--------------|----------------|--------------|----------------|--------------|----------------|--------------|----------------|--------------|
| <b>Undergraduate</b>                | <b>6,505</b> | <b>5,678</b>   | <b>6,121</b> | <b>5,056</b>   | <b>5,875</b> | <b>4,842</b>   | <b>6,000</b> | <b>4,554</b>   | <b>6,375</b> |
| Located within TN                   | 3,937        | 3,463          | 3,564        | 2,974          | 3,392        | 2,738          | 3,193        | 2,497          | 3,143        |
| Located within the US, not in TN    | 2,175        | 1,883          | 2,294        | 1,862          | 2,327        | 1,977          | 2,718        | 1,973          | 2,841        |
| Located outside the US <sup>1</sup> | 393          | 332            | 263          | 220            | 156          | 127            | 89           | 84             | 391          |
| <b>Graduate</b>                     | <b>1,672</b> | <b>1,517</b>   | <b>1,653</b> | <b>1,478</b>   | <b>2,206</b> | <b>1,261</b>   | <b>1,615</b> | <b>1,382</b>   | <b>1,702</b> |
| Located within TN                   | 1,309        | 1,198          | 1,274        | 1,156          | 1,641        | 921            | 1,180        | 1,019          | 1,254        |
| Located within the US, not in TN    | 214          | 181            | 228          | 187            | 422          | 208            | 320          | 248            | 335          |
| Located outside the US <sup>1</sup> | 149          | 138            | 151          | 135            | 143          | 132            | 115          | 115            | 113          |

<sup>1</sup>Located outside the US counts include International Students and US Citizens or Permanent Residents who are Military stationed overseas.

**Tennessee State University  
Enrollment by State  
University Enrollment  
Fall 2017 - Fall 2021**

|  | Fall<br>2017 | Fall<br>2018 | Fall<br>2019 | Fall<br>2020 | Fall<br>2021 |                       | Fall<br>2017 | Fall<br>2018 | Fall<br>2019 | Fall<br>2020 | Fall<br>2021 |
|--|--------------|--------------|--------------|--------------|--------------|-----------------------|--------------|--------------|--------------|--------------|--------------|
| <b>Total Enrollment within the US or<br/>Military Overseas<sup>1</sup></b> | <b>7,635</b> | <b>7,361</b> | <b>7,784</b> | <b>7,412</b> | <b>7,574</b> |                       |              |              |              |              |              |
| Tennessee  | 5,246        | 4,838        | 5,033        | 4,373        | 4,397        | Oklahoma              | 8            | 5            | 5            | 6            | 15           |
| Georgia  | 501          | 590          | 664          | 702          | 719          | Arizona               | 5            | 6            | 8            | 9            | 14           |
| Illinois   | 368          | 360          | 363          | 420          | 441          | District of Columbia  | 18           | 15           | 10           | 13           | 10           |
| Alabama  | 206          | 231          | 296          | 292          | 335          | New Jersey            | 7            | 9            | 8            | 6            | 9            |
| Ohio   | 169          | 190          | 217          | 242          | 252          | Washington            | 3            | 8            | 5            | 7            | 8            |
| Michigan   | 204          | 196          | 192          | 197          | 207          | Delaware              | 4            | 4            | 5            | 4            | 8            |
| Indiana  | 118          | 125          | 151          | 149          | 162          | Nebraska              | 7            | 7            | 7            | 8            | 7            |
| Florida  | 64           | 69           | 83           | 124          | 135          | Kansas                | 8            | 5            | 5            | 5            | 7            |
| Missouri   | 154          | 151          | 142          | 145          | 132          | Iowa                  | 4            | 4            | 2            | 5            | 6            |
| Kentucky   | 87           | 93           | 95           | 99           | 102          | Colorado              | 8            | 8            | 2            | 4            | 6            |
| Texas  | 66           | 51           | 70           | 67           | 91           | Utah                  | 0            | 1            | 2            | 1            | 5            |
| Mississippi  | 56           | 50           | 65           | 76           | 73           | New Mexico            | 0            | 0            | 1            | 3            | 3            |
| Wisconsin  | 73           | 71           | 64           | 80           | 66           | West Virginia         | 3            | 6            | 2            | 2            | 3            |
| California   | 56           | 47           | 62           | 74           | 62           | Nevada                | 0            | 3            | 4            | 4            | 3            |
| Maryland   | 21           | 26           | 23           | 52           | 53           | Puerto Rico (US Terr) | 0            | 1            | 4            | 4            | 2            |
| Arkansas   | 34           | 41           | 35           | 36           | 47           | Massachusetts         | 3            | 5            | 4            | 5            | 2            |
| North Carolina   | 16           | 21           | 28           | 22           | 34           | Rhode Island          | 0            | 0            | 1            | 5            | 2            |
| Louisiana  | 11           | 13           | 24           | 27           | 28           | Alaska                | 1            | 2            | 2            | 3            | 2            |
| South Carolina   | 10           | 16           | 11           | 18           | 27           | Wyoming               | 0            | 0            | 0            | 1            | 2            |
| Virginia   | 17           | 20           | 29           | 38           | 26           | Oregon                | 3            | 1            | 1            | 1            | 2            |
| New York   | 11           | 18           | 13           | 18           | 18           | Connecticut           | 6            | 0            | 4            | 5            | 1            |
| Pennsylvania   | 21           | 18           | 14           | 19           | 18           | Unknown State         | 19           | 18           | 9            | 15           | 13           |
| Minnesota  | 12           | 8            | 12           | 22           | 18           | Armed Forces - Europe | 0            | 1            | 2            | 1            | 1            |

<sup>1</sup>The states listed within the chart only include those that have enrollment in the most recent term; however the Total Enrollment counts include all students enrolled.



**Tennessee State University  
Enrollment by State  
Undergraduate Enrollment  
Fall 2017 - Fall 2021**

|  | Fall<br>2017 | Fall<br>2018 | Fall<br>2019 | Fall<br>2020 | Fall<br>2021 |                       | Fall<br>2017 | Fall<br>2018 | Fall<br>2019 | Fall<br>2020 | Fall<br>2021 |
|--|--------------|--------------|--------------|--------------|--------------|-----------------------|--------------|--------------|--------------|--------------|--------------|
| <b>Undergraduate Enrollment within the US or Military Overseas<sup>1</sup></b> | <b>6,112</b> | <b>5,859</b> | <b>5,720</b> | <b>5,912</b> | <b>5,985</b> |                       |              |              |              |              |              |
| Tennessee  | 3,937        | 3,564        | 3,392        | 3,193        | 3,143        | New York              | 8            | 10           | 10           | 13           | 12           |
| Georgia  | 477          | 566          | 613          | 653          | 669          | Arizona               | 4            | 5            | 6            | 8            | 12           |
| Illinois   | 359          | 347          | 331          | 397          | 420          | Oklahoma              | 6            | 3            | 2            | 4            | 12           |
| Alabama  | 191          | 209          | 214          | 247          | 285          | District of Columbia  | 18           | 14           | 9            | 12           | 10           |
| Ohio   | 156          | 177          | 194          | 226          | 238          | New Jersey            | 3            | 6            | 6            | 5            | 8            |
| Michigan   | 198          | 191          | 176          | 190          | 197          | Washington            | 2            | 6            | 4            | 7            | 7            |
| Indiana  | 107          | 115          | 134          | 139          | 152          | Kansas                | 6            | 3            | 4            | 5            | 7            |
| Missouri   | 150          | 149          | 128          | 139          | 129          | Delaware              | 2            | 3            | 5            | 3            | 6            |
| Florida  | 59           | 58           | 62           | 108          | 118          | Nebraska              | 7            | 7            | 6            | 6            | 4            |
| Kentucky   | 76           | 86           | 86           | 90           | 87           | Colorado              | 3            | 4            | 1            | 3            | 4            |
| Texas  | 53           | 39           | 47           | 54           | 72           | Iowa                  | 2            | 3            | 2            | 4            | 3            |
| Wisconsin  | 71           | 71           | 62           | 80           | 65           | New Mexico            | 0            | 0            | 1            | 3            | 3            |
| Mississippi  | 41           | 34           | 40           | 59           | 56           | West Virginia         | 1            | 4            | 2            | 2            | 3            |
| California   | 45           | 37           | 42           | 52           | 50           | Puerto Rico (US Terr) | 0            | 1            | 4            | 4            | 2            |
| Maryland   | 13           | 17           | 18           | 43           | 45           | Nevada                | 0            | 3            | 4            | 4            | 2            |
| Arkansas   | 30           | 37           | 26           | 30           | 43           | Utah                  | 0            | 1            | 0            | 0            | 2            |
| South Carolina   | 7            | 13           | 9            | 16           | 23           | Connecticut           | 4            | 0            | 4            | 5            | 1            |
| North Carolina   | 8            | 13           | 17           | 13           | 21           | Alaska                | 1            | 2            | 2            | 2            | 1            |
| Virginia   | 11           | 13           | 17           | 31           | 20           | Rhode Island          | 0            | 0            | 0            | 1            | 1            |
| Louisiana  | 11           | 12           | 11           | 17           | 17           | Wyoming               | 0            | 0            | 0            | 0            | 1            |
| Minnesota  | 11           | 6            | 8            | 19           | 16           | Unknown State         | 10           | 7            | 3            | 4            | 5            |
| Pennsylvania   | 17           | 14           | 13           | 16           | 12           | Armed Forces - Europe | 0            | 1            | 1            | 1            | 1            |

<sup>1</sup>The states listed within the chart only include those that have enrollment in the most recent term; however the Undergraduate Enrollment counts include all undergraduate students enrolled.

**Tennessee State University  
Enrollment by State  
Graduate Enrollment  
Fall 2017 - Fall 2021**

|   | Fall<br>2017 | Fall<br>2018 | Fall<br>2019 | Fall<br>2020 | Fall<br>2021 |               | Fall<br>2017 | Fall<br>2018 | Fall<br>2019 | Fall<br>2020 | Fall<br>2021 |
|---|--------------|--------------|--------------|--------------|--------------|---------------|--------------|--------------|--------------|--------------|--------------|
| <b>Graduate Enrollment within the US or<br/>Military Overseas<sup>1</sup></b> | <b>1,523</b> | <b>1,502</b> | <b>2,064</b> | <b>1,500</b> | <b>1,589</b> |               |              |              |              |              |              |
| Tennessee   | 1,309        | 1,274        | 1,641        | 1,180        | 1,254        | Missouri      | 4            | 2            | 14           | 6            | 3            |
| Alabama   | 15           | 22           | 82           | 45           | 50           | Oklahoma      | 2            | 2            | 3            | 2            | 3            |
| Georgia   | 24           | 24           | 51           | 49           | 50           | Nebraska      | 0            | 0            | 1            | 2            | 3            |
| Illinois  | 9            | 13           | 32           | 23           | 21           | Utah          | 0            | 0            | 2            | 1            | 3            |
| Texas   | 13           | 12           | 23           | 13           | 19           | Iowa          | 2            | 1            | 0            | 1            | 3            |
| Florida   | 5            | 11           | 21           | 16           | 17           | Massachusetts | 2            | 4            | 4            | 4            | 2            |
| Mississippi   | 15           | 16           | 25           | 17           | 17           | Minnesota     | 1            | 2            | 4            | 3            | 2            |
| Kentucky  | 11           | 7            | 9            | 9            | 15           | Arizona       | 1            | 1            | 2            | 1            | 2            |
| Ohio  | 13           | 13           | 23           | 16           | 14           | Colorado      | 5            | 4            | 1            | 1            | 2            |
| North Carolina  | 8            | 8            | 11           | 9            | 13           | Oregon        | 1            | 1            | 1            | 1            | 2            |
| California  | 11           | 10           | 20           | 22           | 12           | Delaware      | 2            | 1            | 0            | 1            | 2            |
| Louisiana   | 0            | 1            | 13           | 10           | 11           | Rhode Island  | 0            | 0            | 1            | 4            | 1            |
| Indiana   | 11           | 10           | 17           | 10           | 10           | New Jersey    | 4            | 3            | 2            | 1            | 1            |
| Michigan  | 6            | 5            | 16           | 7            | 10           | Wyoming       | 0            | 0            | 0            | 1            | 1            |
| Maryland  | 8            | 9            | 5            | 9            | 8            | Washington    | 1            | 2            | 1            | 0            | 1            |
| New York  | 3            | 8            | 3            | 5            | 6            | Wisconsin     | 2            | 0            | 2            | 0            | 1            |
| Virginia  | 6            | 7            | 12           | 7            | 6            | Alaska        | 0            | 0            | 0            | 1            | 1            |
| Pennsylvania  | 4            | 4            | 1            | 3            | 6            | Nevada        | 0            | 0            | 0            | 0            | 1            |
| Arkansas  | 4            | 4            | 9            | 6            | 4            | Unknown State | 9            | 11           | 6            | 11           | 8            |
| South Carolina  | 3            | 3            | 2            | 2            | 4            |               |              |              |              |              |              |

<sup>1</sup>The states listed within the chart only include those that have enrollment in the most recent term; however the Graduate Enrollment counts include all graduate students enrolled.

**Tennessee State University  
Enrollment by Tennessee County  
University Enrollment  
Fall 2017 - Fall 2021**

|   | Fall 2017    | Spring 2018  | Fall 2018    | Spring 2019  | Fall 2019    | Spring 2020  | Fall 2020    | Spring 2021  | Fall 2021    |           | Fall 2017 | Spring 2018 | Fall 2018 | Spring 2019 | Fall 2019 | Spring 2020 | Fall 2020 | Spring 2021 | Fall 2021 |
|---|--------------|--------------|--------------|--------------|--------------|--------------|--------------|--------------|--------------|-----------|-----------|-------------|-----------|-------------|-----------|-------------|-----------|-------------|-----------|
| <b>Total Enrollment within TN<sup>1</sup></b> | <b>5,246</b> | <b>4,661</b> | <b>4,838</b> | <b>4,130</b> | <b>5,033</b> | <b>3,659</b> | <b>4,373</b> | <b>3,516</b> | <b>4,397</b> |           |           |             |           |             |           |             |           |             |           |
| Davidson                                      | 2,570        | 2,280        | 2,352        | 1,979        | 2,294        | 1,704        | 1,822        | 1,521        | 1,792        | Scott     | 3         | 1           | 1         | 2           | 3         | 4           | 2         | 3           | 5         |
| Shelby  | 976          | 863          | 860          | 705          | 981          | 643          | 922          | 677          | 913          | Carroll   | 2         | 2           | 2         | 2           | 2         | 1           | 3         | 2           | 5         |
| Rutherford                                    | 278          | 247          | 258          | 219          | 261          | 177          | 215          | 191          | 261          | Lawrence  | 7         | 5           | 5         | 4           | 9         | 5           | 9         | 9           | 4         |
| Montgomery                                    | 136          | 120          | 144          | 125          | 216          | 121          | 136          | 109          | 169          | Humphreys | 7         | 7           | 6         | 6           | 4         | 3           | 5         | 4           | 4         |
| Sumner  | 157          | 140          | 182          | 160          | 175          | 148          | 167          | 138          | 161          | Roane     | 7         | 7           | 9         | 6           | 3         | 3           | 5         | 4           | 4         |
| Williamson                                    | 158          | 142          | 158          | 139          | 144          | 119          | 137          | 114          | 127          | Sullivan  | 3         | 3           | 3         | 3           | 1         | 1           | 4         | 2           | 4         |
| Hamilton                                      | 88           | 82           | 89           | 77           | 102          | 79           | 106          | 75           | 118          | White     | 3         | 2           | 4         | 4           | 5         | 3           | 3         | 2           | 4         |
| Wilson  | 122          | 108          | 120          | 113          | 128          | 99           | 93           | 79           | 101          | Dekalb    | 4         | 4           | 2         | 3           | 4         | 3           | 1         | 2           | 4         |
| Madison                                       | 83           | 77           | 66           | 60           | 73           | 60           | 78           | 55           | 75           | Dyer      | 6         | 3           | 2         | 5           | 4         | 3           | 7         | 5           | 3         |
| Knox  | 79           | 67           | 65           | 58           | 70           | 60           | 63           | 48           | 68           | Wayne     | 3         | 3           | 2         | 2           | 3         | 2           | 4         | 5           | 3         |
| Robertson                                     | 56           | 48           | 45           | 41           | 54           | 48           | 58           | 51           | 55           | Lewis     | 4         | 4           | 3         | 3           | 1         | 0           | 3         | 4           | 3         |
| Cheatham                                      | 40           | 33           | 42           | 37           | 42           | 34           | 32           | 26           | 32           | Benton    | 3         | 3           | 4         | 4           | 3         | 2           | 2         | 4           | 3         |
| Maury   | 45           | 44           | 34           | 31           | 36           | 25           | 24           | 23           | 30           | Macon     | 17        | 18          | 18        | 18          | 9         | 5           | 5         | 3           | 3         |
| Haywood                                       | 16           | 14           | 16           | 12           | 21           | 20           | 39           | 17           | 28           | Van Buren | 3         | 2           | 2         | 1           | 1         | 0           | 3         | 3           | 3         |
| Dickson                                       | 35           | 29           | 31           | 25           | 29           | 27           | 35           | 26           | 26           | Stewart   | 4         | 6           | 3         | 4           | 4         | 4           | 3         | 2           | 3         |
| Fayette                                       | 22           | 18           | 21           | 18           | 16           | 16           | 29           | 20           | 26           | Marion    | 3         | 3           | 3         | 4           | 3         | 2           | 3         | 2           | 3         |
| Tipton  | 14           | 12           | 12           | 11           | 14           | 11           | 14           | 13           | 25           | Carter    | 4         | 4           | 6         | 6           | 2         | 1           | 1         | 2           | 3         |
| Bradley                                       | 6            | 6            | 10           | 8            | 14           | 12           | 11           | 10           | 20           | Henry     | 2         | 3           | 2         | 1           | 0         | 0           | 1         | 2           | 3         |
| Putnam  | 25           | 22           | 21           | 19           | 24           | 17           | 23           | 25           | 19           | Crockett  | 1         | 1           | 1         | 1           | 1         | 1           | 3         | 1           | 3         |
| Hardeman                                      | 27           | 16           | 12           | 12           | 16           | 13           | 15           | 16           | 18           | Rhea      | 0         | 0           | 0         | 0           | 1         | 0           | 1         | 1           | 3         |
| Bedford                                       | 7            | 6            | 9            | 7            | 12           | 11           | 11           | 11           | 18           | Morgan    | 1         | 3           | 4         | 3           | 4         | 3           | 5         | 4           | 2         |
| Coffee  | 12           | 12           | 15           | 15           | 26           | 11           | 19           | 16           | 16           | Fentress  | 2         | 1           | 1         | 1           | 2         | 1           | 4         | 4           | 2         |
| Marshall                                      | 6            | 4            | 3            | 3            | 4            | 4            | 7            | 3            | 15           | Henderson | 6         | 5           | 6         | 6           | 5         | 2           | 6         | 3           | 2         |
| Gibson  | 13           | 13           | 13           | 12           | 15           | 14           | 17           | 13           | 14           | Moore     | 0         | 0           | 1         | 1           | 6         | 0           | 2         | 3           | 2         |
| Blount  | 11           | 9            | 9            | 8            | 10           | 6            | 11           | 10           | 14           | Trousdale | 3         | 2           | 1         | 1           | 3         | 1           | 5         | 2           | 2         |
| Warren  | 12           | 12           | 14           | 14           | 14           | 12           | 15           | 12           | 13           | Lake      | 7         | 9           | 12        | 9           | 7         | 7           | 2         | 2           | 2         |
| Washington                                    | 9            | 8            | 10           | 8            | 6            | 6            | 7            | 13           | 13           | Weakley   | 6         | 3           | 4         | 4           | 3         | 0           | 2         | 2           | 2         |
| Lauderdale                                    | 15           | 11           | 12           | 11           | 16           | 15           | 31           | 10           | 11           | Unicoi    | 0         | 0           | 0         | 1           | 1         | 1           | 0         | 0           | 2         |
| Giles   | 6            | 7            | 6            | 6            | 10           | 7            | 11           | 9            | 11           | Grainger  | 1         | 1           | 1         | 1           | 0         | 0           | 0         | 0           | 2         |
| Franklin                                      | 7            | 6            | 8            | 5            | 15           | 9            | 14           | 13           | 10           | Cocke     | 0         | 1           | 0         | 0           | 0         | 0           | 0         | 0           | 2         |
| Lincoln                                       | 9            | 7            | 10           | 8            | 16           | 11           | 12           | 10           | 10           | Obion     | 7         | 9           | 9         | 9           | 9         | 6           | 7         | 4           | 1         |
| Anderson                                      | 8            | 5            | 6            | 6            | 7            | 7            | 10           | 8            | 10           | Monroe    | 1         | 1           | 3         | 4           | 3         | 2           | 6         | 4           | 1         |
| Hamblen                                       | 6            | 7            | 7            | 6            | 6            | 4            | 6            | 7            | 9            | Cannon    | 0         | 1           | 1         | 1           | 2         | 1           | 4         | 4           | 1         |
| Hickman                                       | 10           | 10           | 8            | 9            | 10           | 5            | 11           | 9            | 8            | Grundy    | 0         | 0           | 1         | 1           | 1         | 1           | 3         | 3           | 1         |
| Cumberland                                    | 5            | 6            | 8            | 6            | 8            | 6            | 5            | 5            | 8            | Houston   | 2         | 2           | 1         | 1           | 0         | 0           | 3         | 1           | 1         |
| Jefferson                                     | 0            | 1            | 2            | 2            | 3            | 3            | 2            | 3            | 8            | Johnson   | 0         | 1           | 1         | 1           | 1         | 1           | 2         | 1           | 1         |
| Smith   | 6            | 5            | 3            | 3            | 1            | 0            | 0            | 0            | 8            | Bledsoe   | 6         | 7           | 6         | 5           | 5         | 5           | 1         | 1           | 1         |
| Overton                                       | 5            | 5            | 3            | 3            | 5            | 4            | 5            | 4            | 6            | Decatur   | 3         | 2           | 2         | 1           | 0         | 0           | 1         | 1           | 1         |
| McMinn  | 1            | 1            | 1            | 2            | 4            | 2            | 4            | 4            | 6            | Clay      | 0         | 0           | 0         | 0           | 0         | 0           | 1         | 1           | 1         |
| Perry   | 6            | 5            | 3            | 1            | 1            | 1            | 4            | 4            | 6            | Claiborne | 1         | 1           | 1         | 1           | 2         | 1           | 1         | 0           | 1         |
| Greene  | 3            | 3            | 3            | 2            | 0            | 0            | 2            | 2            | 6            | Hawkins   | 1         | 0           | 0         | 0           | 0         | 0           | 0         | 0           | 1         |
| McNairy                                       | 1            | 1            | 1            | 1            | 2            | 2            | 6            | 6            | 5            | Meigs     | 0         | 0           | 0         | 0           | 0         | 0           | 0         | 0           | 1         |
| Loudon  | 5            | 5            | 4            | 3            | 2            | 2            | 5            | 3            | 5            | Polk      | 0         | 0           | 0         | 0           | 0         | 0           | 0         | 0           | 1         |

<sup>1</sup>The counties listed within the chart only include those that have enrollment in the most recent term; however the Total Enrollment counts include all students within the state of TN.

**Tennessee State University**  
**Enrollment by Tennessee County**  
**Undergraduate Enrollment**  
**Fall 2017 - Fall 2021**

|   | Fall 2017    | Spring 2018  | Fall 2018    | Spring 2019  | Fall 2019    | Spring 2020  | Fall 2020    | Spring 2021  | Fall 2021    |            | Fall 2017 | Spring 2018 | Fall 2018 | Spring 2019 | Fall 2019 | Spring 2020 | Fall 2020 | Spring 2021 | Fall 2021 |  |
|---|--------------|--------------|--------------|--------------|--------------|--------------|--------------|--------------|--------------|------------|-----------|-------------|-----------|-------------|-----------|-------------|-----------|-------------|-----------|--|
| <b>Undergraduate Enrollment within TN<sup>1</sup></b> | <b>3,937</b> | <b>3,463</b> | <b>3,564</b> | <b>2,974</b> | <b>3,392</b> | <b>2,738</b> | <b>3,193</b> | <b>2,497</b> | <b>3,143</b> |            |           |             |           |             |           |             |           |             |           |  |
| Davidson  | 1,899        | 1,670        | 1,691        | 1,392        | 1,447        | 1,245        | 1,291        | 1,085        | 1,262        | Putnam     | 7         | 6           | 5         | 4           | 7         | 4           | 2         | 3           | 4         |  |
| Shelby  | 917          | 812          | 796          | 649          | 831          | 602          | 851          | 611          | 806          | Hamblen    | 5         | 6           | 6         | 5           | 6         | 4           | 5         | 4           | 3         |  |
| Rutherford  | 186          | 157          | 164          | 138          | 152          | 129          | 142          | 124          | 174          | Hickman    | 6         | 5           | 5         | 5           | 5         | 2           | 4         | 3           | 3         |  |
| Montgomery  | 93           | 79           | 101          | 87           | 163          | 88           | 91           | 74           | 133          | Van Buren  | 2         | 1           | 1         | 0           | 0         | 0           | 3         | 3           | 3         |  |
| Sumner  | 106          | 91           | 123          | 111          | 119          | 106          | 112          | 92           | 113          | Roane      | 7         | 7           | 9         | 5           | 2         | 2           | 3         | 2           | 3         |  |
| Hamilton  | 76           | 70           | 74           | 66           | 77           | 63           | 89           | 61           | 104          | Crockett   | 1         | 1           | 1         | 1           | 1         | 1           | 2         | 1           | 3         |  |
| Wilson  | 77           | 65           | 74           | 73           | 78           | 59           | 60           | 51           | 69           | McMinn     | 1         | 0           | 0         | 1           | 2         | 1           | 0         | 0           | 3         |  |
| Williamson  | 90           | 81           | 97           | 82           | 73           | 64           | 63           | 57           | 58           | McNairy    | 1         | 1           | 1         | 1           | 2         | 2           | 3         | 3           | 2         |  |
| Madison   | 73           | 68           | 57           | 49           | 58           | 51           | 67           | 46           | 58           | Trousdale  | 3         | 2           | 1         | 1           | 2         | 1           | 4         | 2           | 2         |  |
| Knox  | 65           | 56           | 51           | 45           | 57           | 49           | 49           | 36           | 46           | Jefferson  | 0         | 0           | 1         | 0           | 2         | 2           | 2         | 2           | 2         |  |
| Robertson   | 39           | 31           | 35           | 30           | 38           | 36           | 43           | 37           | 42           | Overton    | 1         | 2           | 1         | 0           | 2         | 1           | 2         | 2           | 2         |  |
| Haywood   | 14           | 12           | 15           | 11           | 19           | 18           | 37           | 15           | 25           | Macon      | 15        | 16          | 15        | 15          | 7         | 4           | 4         | 1           | 2         |  |
| Cheatham  | 25           | 18           | 23           | 22           | 25           | 21           | 20           | 14           | 25           | Humphreys  | 6         | 6           | 5         | 5           | 3         | 2           | 2         | 1           | 2         |  |
| Maury   | 26           | 26           | 20           | 18           | 16           | 12           | 14           | 14           | 19           | White      | 2         | 1           | 3         | 2           | 3         | 2           | 2         | 1           | 2         |  |
| Fayette   | 18           | 14           | 19           | 16           | 16           | 16           | 25           | 17           | 18           | Carroll    | 1         | 1           | 0         | 1           | 0         | 0           | 2         | 1           | 2         |  |
| Dickson   | 23           | 22           | 23           | 16           | 21           | 19           | 20           | 15           | 18           | Dekalb     | 1         | 1           | 0         | 0           | 0         | 0           | 0         | 0           | 2         |  |
| Hardeman  | 27           | 16           | 12           | 11           | 13           | 12           | 13           | 13           | 17           | Anderson   | 4         | 1           | 2         | 1           | 2         | 2           | 4         | 2           | 1         |  |
| Gibson  | 8            | 9            | 8            | 7            | 11           | 10           | 13           | 10           | 12           | Cumberland | 2         | 3           | 5         | 4           | 3         | 2           | 2         | 1           | 1         |  |
| Bradley   | 2            | 3            | 5            | 4            | 9            | 8            | 7            | 7            | 12           | Sullivan   | 0         | 0           | 1         | 1           | 0         | 0           | 2         | 1           | 1         |  |
| Tipton  | 11           | 10           | 9            | 7            | 11           | 8            | 9            | 9            | 10           | Lake       | 1         | 4           | 6         | 5           | 3         | 3           | 1         | 1           | 1         |  |
| Marshall  | 4            | 3            | 0            | 0            | 0            | 0            | 2            | 0            | 9            | Stewart    | 2         | 4           | 2         | 3           | 3         | 3           | 1         | 1           | 1         |  |
| Lauderdale  | 9            | 6            | 7            | 6            | 9            | 10           | 27           | 8            | 8            | Wayne      | 2         | 2           | 2         | 2           | 2         | 2           | 1         | 1           | 1         |  |
| Warren  | 5            | 5            | 5            | 4            | 5            | 5            | 11           | 8            | 8            | Moore      | 0         | 0           | 1         | 1           | 0         | 0           | 1         | 1           | 1         |  |
| Coffee  | 4            | 3            | 9            | 7            | 12           | 7            | 9            | 8            | 8            | Cannon     | 0         | 0           | 0         | 0           | 0         | 0           | 1         | 1           | 1         |  |
| Lincoln   | 3            | 2            | 4            | 4            | 8            | 8            | 9            | 6            | 7            | Dyer       | 5         | 2           | 0         | 1           | 1         | 1           | 2         | 0           | 1         |  |
| Blount  | 6            | 6            | 6            | 5            | 7            | 4            | 8            | 7            | 6            | Houston    | 0         | 0           | 0         | 0           | 0         | 0           | 1         | 0           | 1         |  |
| Giles   | 3            | 3            | 2            | 1            | 4            | 4            | 5            | 5            | 6            | Perry      | 2         | 1           | 1         | 0           | 0         | 0           | 0         | 0           | 1         |  |
| Bedford   | 5            | 4            | 7            | 5            | 10           | 8            | 7            | 4            | 6            | Cocke      | 0         | 1           | 0         | 0           | 0         | 0           | 0         | 0           | 1         |  |
| Franklin  | 3            | 3            | 5            | 3            | 10           | 9            | 10           | 9            | 5            | Clay       | 0         | 0           | 0         | 0           | 0         | 0           | 0         | 0           | 1         |  |
| Washington  | 6            | 5            | 8            | 5            | 4            | 4            | 3            | 2            | 5            | Grainger   | 0         | 0           | 0         | 0           | 0         | 0           | 0         | 0           | 1         |  |

<sup>1</sup>The counties listed within the chart only include those that have enrollment in the most recent term; however the Undergraduate Enrollment counts include all undergraduate students within the state of TN.

**Tennessee State University**  
**Enrollment by Tennessee County**  
**Graduate Enrollment**  
**Fall 2017 - Fall 2021**

|  | Fall 2017    | Spring 2018  | Fall 2018    | Spring 2019  | Fall 2019    | Spring 2020 | Fall 2020    | Spring 2021  | Fall 2021    |            | Fall 2017 | Spring 2018 | Fall 2018 | Spring 2019 | Fall 2019 | Spring 2020 | Fall 2020 | Spring 2021 | Fall 2021 |
|--|--------------|--------------|--------------|--------------|--------------|-------------|--------------|--------------|--------------|------------|-----------|-------------|-----------|-------------|-----------|-------------|-----------|-------------|-----------|
| <b>Graduate Enrollment within TN<sup>1</sup></b> | <b>1,309</b> | <b>1,198</b> | <b>1,274</b> | <b>1,156</b> | <b>1,641</b> | <b>921</b>  | <b>1,180</b> | <b>1,019</b> | <b>1,254</b> |            |           |             |           |             |           |             |           |             |           |
| Davidson   | 671          | 610          | 661          | 587          | 847          | 459         | 531          | 436          | 530          | Lewis      | 4         | 3           | 3         | 3           | 1         | 0           | 2         | 4           | 3         |
| Shelby   | 59           | 51           | 64           | 56           | 150          | 41          | 71           | 66           | 107          | McNairy    | 0         | 0           | 0         | 0           | 0         | 0           | 3         | 3           | 3         |
| Rutherford                                       | 92           | 90           | 94           | 81           | 109          | 48          | 73           | 67           | 87           | Benton     | 1         | 1           | 1         | 0           | 1         | 1           | 1         | 3           | 3         |
| Williamson                                       | 68           | 61           | 61           | 57           | 71           | 55          | 74           | 57           | 69           | Lauderdale | 6         | 5           | 5         | 5           | 7         | 5           | 4         | 2           | 3         |
| Sumner   | 51           | 49           | 59           | 49           | 56           | 42          | 55           | 46           | 48           | Haywood    | 2         | 2           | 1         | 1           | 2         | 2           | 2         | 2           | 3         |
| Montgomery                                       | 43           | 41           | 43           | 38           | 53           | 33          | 45           | 35           | 36           | Carter     | 0         | 0           | 1         | 1           | 0         | 0           | 1         | 2           | 3         |
| Wilson   | 45           | 43           | 46           | 40           | 50           | 40          | 33           | 28           | 32           | Henry      | 1         | 1           | 1         | 0           | 0         | 0           | 1         | 2           | 3         |
| Knox   | 14           | 11           | 14           | 13           | 13           | 11          | 14           | 12           | 22           | Sullivan   | 3         | 3           | 2         | 2           | 1         | 1           | 2         | 1           | 3         |
| Madison  | 10           | 9            | 9            | 11           | 15           | 9           | 11           | 9            | 17           | Marion     | 1         | 1           | 1         | 2           | 2         | 1           | 1         | 1           | 3         |
| Putnam   | 18           | 16           | 16           | 15           | 17           | 13          | 21           | 22           | 15           | Carroll    | 1         | 1           | 2         | 1           | 2         | 1           | 1         | 1           | 3         |
| Tipton   | 3            | 2            | 3            | 4            | 3            | 3           | 5            | 4            | 15           | Rhea       | 0         | 0           | 0         | 0           | 1         | 0           | 1         | 1           | 3         |
| Hamilton   | 12           | 12           | 15           | 11           | 25           | 16          | 17           | 14           | 14           | Dyer       | 1         | 1           | 2         | 4           | 3         | 2           | 5         | 5           | 2         |
| Robertson  | 17           | 17           | 10           | 11           | 16           | 12          | 15           | 14           | 13           | Wayne      | 1         | 1           | 0         | 0           | 1         | 0           | 3         | 4           | 2         |
| Bedford  | 2            | 2            | 2            | 2            | 2            | 3           | 4            | 7            | 12           | Gibson     | 5         | 4           | 5         | 5           | 4         | 4           | 4         | 3           | 2         |
| Maury  | 19           | 18           | 14           | 13           | 20           | 13          | 10           | 9            | 11           | Henderson  | 4         | 4           | 5         | 5           | 5         | 2           | 4         | 3           | 2         |
| Anderson   | 4            | 4            | 4            | 5            | 5            | 5           | 6            | 6            | 9            | Humphreys  | 1         | 1           | 1         | 1           | 1         | 1           | 3         | 3           | 2         |
| Dickson  | 12           | 7            | 8            | 9            | 8            | 8           | 15           | 11           | 8            | Fentress   | 2         | 1           | 0         | 0           | 0         | 0           | 3         | 3           | 2         |
| Coffee   | 8            | 9            | 6            | 8            | 14           | 4           | 10           | 8            | 8            | Morgan     | 0         | 0           | 0         | 0           | 0         | 0           | 2         | 3           | 2         |
| Washington                                       | 3            | 3            | 2            | 3            | 2            | 2           | 3            | 5            | 8            | Weakley    | 3         | 2           | 2         | 2           | 1         | 0           | 2         | 2           | 2         |
| Bradley  | 4            | 3            | 5            | 4            | 5            | 4           | 4            | 3            | 8            | Dekalb     | 3         | 3           | 2         | 3           | 4         | 3           | 1         | 2           | 2         |
| Fayette  | 4            | 4            | 2            | 2            | 0            | 0           | 4            | 3            | 8            | Stewart    | 2         | 2           | 1         | 1           | 1         | 1           | 2         | 1           | 2         |
| Blount   | 5            | 3            | 3            | 3            | 3            | 2           | 3            | 3            | 8            | White      | 1         | 1           | 1         | 2           | 2         | 1           | 1         | 1           | 2         |
| Smith  | 2            | 2            | 2            | 2            | 1            | 0           | 0            | 0            | 8            | Unicoi     | 0         | 0           | 0         | 0           | 0         | 0           | 0         | 0           | 2         |
| Cheatham   | 15           | 15           | 19           | 15           | 17           | 13          | 12           | 12           | 7            | Obion      | 4         | 4           | 4         | 5           | 5         | 3           | 4         | 4           | 1         |
| Cumberland                                       | 3            | 3            | 3            | 2            | 5            | 4           | 3            | 4            | 7            | Grundy     | 0         | 0           | 0         | 0           | 0         | 0           | 3         | 3           | 1         |
| Marshall   | 2            | 1            | 3            | 3            | 4            | 4           | 5            | 3            | 6            | Hardeman   | 0         | 0           | 0         | 1           | 3         | 1           | 2         | 3           | 1         |
| Hamblen  | 1            | 1            | 1            | 1            | 0            | 0           | 1            | 3            | 6            | Monroe     | 0         | 0           | 1         | 2           | 2         | 1           | 4         | 2           | 1         |
| Greene   | 3            | 3            | 3            | 2            | 0            | 0           | 1            | 1            | 6            | Roane      | 0         | 0           | 0         | 1           | 1         | 1           | 2         | 2           | 1         |
| Jefferson  | 0            | 1            | 1            | 2            | 1            | 1           | 0            | 1            | 6            | Macon      | 2         | 2           | 3         | 3           | 2         | 1           | 1         | 2           | 1         |
| Hickman  | 4            | 5            | 3            | 4            | 5            | 3           | 7            | 6            | 5            | Moore      | 0         | 0           | 0         | 0           | 6         | 0           | 1         | 2           | 1         |
| Giles  | 3            | 4            | 4            | 5            | 6            | 3           | 6            | 4            | 5            | Bledsoe    | 5         | 5           | 4         | 4           | 5         | 5           | 1         | 1           | 1         |
| Warren   | 7            | 7            | 9            | 10           | 9            | 7           | 4            | 4            | 5            | Lake       | 6         | 5           | 6         | 4           | 4         | 4           | 1         | 1           | 1         |
| Perry  | 4            | 4            | 2            | 1            | 1            | 1           | 4            | 4            | 5            | Decatur    | 2         | 1           | 1         | 1           | 0         | 0           | 1         | 1           | 1         |
| Franklin   | 4            | 3            | 3            | 2            | 5            | 0           | 4            | 4            | 5            | Johnson    | 0         | 0           | 0         | 0           | 0         | 0           | 1         | 1           | 1         |
| Loudon   | 5            | 5            | 4            | 3            | 2            | 2           | 4            | 3            | 5            | Claiborne  | 1         | 1           | 1         | 1           | 2         | 1           | 1         | 0           | 1         |
| Scott  | 1            | 1            | 1            | 2            | 3            | 3           | 1            | 2            | 5            | Grainger   | 1         | 1           | 1         | 1           | 0         | 0           | 0         | 0           | 1         |
| Lawrence   | 7            | 5            | 4            | 3            | 7            | 4           | 8            | 8            | 4            | Hawkins    | 1         | 0           | 0         | 0           | 0         | 0           | 0         | 0           | 1         |
| Overton  | 4            | 3            | 2            | 3            | 3            | 3           | 3            | 2            | 4            | Cocke      | 0         | 0           | 0         | 0           | 0         | 0           | 0         | 0           | 1         |
| McMinn   | 0            | 1            | 1            | 1            | 2            | 1           | 4            | 4            | 3            | Meigs      | 0         | 0           | 0         | 0           | 0         | 0           | 0         | 0           | 1         |
| Lincoln  | 6            | 5            | 6            | 4            | 8            | 3           | 3            | 4            | 3            | Polk       | 0         | 0           | 0         | 0           | 0         | 0           | 0         | 0           | 1         |

<sup>1</sup>The counties listed within the chart only include those that have enrollment in the most recent term; however the Graduate Enrollment counts include all graduate students within the state of TN.

**Tennessee State University**  
**International Student Enrollment by Nation**  
**University Enrollment**  
**Fall 2017 - Fall 2021**

|   | Fall<br>2017 | Fall<br>2018 | Fall<br>2019 | Fall<br>2020 | Fall<br>2021 |                     | Fall<br>2017 | Fall<br>2018 | Fall<br>2019 | Fall<br>2020 | Fall<br>2021 |
|---|--------------|--------------|--------------|--------------|--------------|---------------------|--------------|--------------|--------------|--------------|--------------|
| <b>International Student Enrollment<sup>1</sup></b> | <b>542</b>   | <b>413</b>   | <b>297</b>   | <b>203</b>   | <b>503</b>   |                     |              |              |              |              |              |
| Liberia   | 0            | 0            | 0            | 1            | 240          | Iraq                | 2            | 1            | 1            | 1            | 1            |
| South Africa  | 1            | 0            | 0            | 0            | 87           | Bermuda             | 0            | 1            | 1            | 1            | 1            |
| Saudi Arabia  | 393          | 275          | 156          | 90           | 75           | Greece              | 0            | 1            | 1            | 1            | 1            |
| India   | 29           | 26           | 25           | 20           | 19           | Latvia              | 0            | 1            | 1            | 1            | 1            |
| Nigeria   | 21           | 28           | 26           | 17           | 18           | American Samoa      | 0            | 0            | 1            | 1            | 1            |
| Nepal   | 9            | 11           | 18           | 15           | 11           | Uzbekistan          | 0            | 0            | 1            | 1            | 1            |
| China   | 5            | 6            | 6            | 4            | 7            | Trinidad And Tobago | 0            | 0            | 0            | 1            | 1            |
| Kenya   | 5            | 5            | 8            | 7            | 4            | Taiwan              | 0            | 0            | 0            | 1            | 1            |
| Bangladesh  | 6            | 5            | 3            | 2            | 4            | Korea, North        | 0            | 0            | 0            | 1            | 1            |
| Tanzania  | 5            | 3            | 2            | 1            | 3            | Korea, South        | 0            | 0            | 0            | 1            | 1            |
| France  | 0            | 0            | 0            | 1            | 3            | Macedonia           | 0            | 0            | 0            | 1            | 1            |
| Jamaica   | 2            | 2            | 2            | 2            | 2            | Netherlands         | 0            | 0            | 0            | 1            | 1            |
| Afghanistan   | 0            | 0            | 0            | 2            | 2            | Turkey              | 0            | 1            | 2            | 0            | 1            |
| Ghana   | 3            | 4            | 3            | 4            | 2            | Ukraine             | 0            | 0            | 0            | 0            | 1            |
| Spain   | 0            | 1            | 2            | 2            | 1            | Bahamas             | 2            | 4            | 3            | 1            | 1            |
| Nicaragua   | 5            | 6            | 4            | 2            | 1            | Dominica            | 1            | 1            | 1            | 0            | 1            |
| Libya   | 2            | 2            | 2            | 2            | 1            | Malawi              | 1            | 1            | 1            | 0            | 1            |
| Iran  | 2            | 0            | 0            | 2            | 1            | United Kingdom      | 1            | 0            | 0            | 0            | 1            |
| Vietnam   | 0            | 0            | 3            | 3            | 1            | Croatia             | 0            | 0            | 0            | 0            | 1            |
| Colombia  | 2            | 1            | 1            | 1            | 1            | Zimbabwe            | 0            | 0            | 0            | 0            | 1            |

<sup>1</sup>The nations listed within the chart only include those that have enrollment in the most recent term; however the International Student Enrollment counts include all students enrolled.

**Tennessee State University**  
**International Student Enrollment by Nation**  
**Undergraduate and Graduate Enrollment**  
**Fall 2017 - Fall 2021**

|   | Fall<br>2017 | Fall<br>2018 | Fall<br>2019 | Fall<br>2020 | Fall<br>2021 |  | Fall<br>2017 | Fall<br>2018 | Fall<br>2019 | Fall<br>2020 | Fall<br>2021 |
|---|--------------|--------------|--------------|--------------|--------------|--|--------------|--------------|--------------|--------------|--------------|
| <b>Undergraduate International Enrollment<sup>1</sup></b> | <b>393</b>   | <b>262</b>   | <b>155</b>   | <b>88</b>    | <b>390</b>   | <b>Graduate International Enrollment<sup>1</sup></b> | <b>149</b>   | <b>151</b>   | <b>142</b>   | <b>115</b>   | <b>113</b>   |
| Liberia   | 0            | 0            | 0            | 0            | 233          | Saudi Arabia   | 37           | 41           | 33           | 29           | 28           |
| South Africa  | 1            | 0            | 0            | 0            | 86           | India  | 22           | 22           | 23           | 19           | 19           |
| Saudi Arabia  | 356          | 234          | 123          | 61           | 47           | Nigeria  | 18           | 25           | 23           | 15           | 17           |
| France  | 0            | 0            | 0            | 1            | 3            | Nepal  | 9            | 11           | 18           | 15           | 11           |
| Spain   | 0            | 1            | 2            | 2            | 1            | Liberia  | 0            | 0            | 0            | 1            | 7            |
| Nicaragua   | 0            | 1            | 1            | 2            | 1            | China  | 5            | 6            | 5            | 3            | 6            |
| Vietnam   | 0            | 0            | 3            | 3            | 1            | Kenya  | 5            | 5            | 8            | 7            | 4            |
| Nigeria   | 3            | 3            | 3            | 2            | 1            | Bangladesh   | 6            | 5            | 3            | 2            | 3            |
| Bermuda   | 0            | 1            | 1            | 1            | 1            | Tanzania   | 5            | 3            | 2            | 1            | 2            |
| Greece  | 0            | 1            | 1            | 1            | 1            | Libya  | 1            | 2            | 2            | 2            | 1            |
| Latvia  | 0            | 1            | 1            | 1            | 1            | Ghana  | 2            | 3            | 3            | 4            | 1            |
| China   | 0            | 0            | 1            | 1            | 1            | Colombia   | 2            | 1            | 1            | 1            | 1            |
| Jamaica   | 1            | 1            | 1            | 1            | 1            | Iraq   | 1            | 1            | 1            | 1            | 1            |
| American Samoa  | 0            | 0            | 1            | 1            | 1            | Jamaica  | 1            | 1            | 1            | 1            | 1            |
| Uzbekistan  | 0            | 0            | 1            | 1            | 1            | Iran   | 1            | 0            | 0            | 1            | 1            |
| Afghanistan   | 0            | 0            | 0            | 1            | 1            | Trinidad And Tobago                                  | 0            | 0            | 0            | 1            | 1            |
| Macedonia   | 0            | 0            | 0            | 1            | 1            | Afghanistan  | 0            | 0            | 0            | 1            | 1            |
| Netherlands   | 0            | 0            | 0            | 1            | 1            | Taiwan   | 0            | 0            | 0            | 1            | 1            |
| Bangladesh  | 0            | 0            | 0            | 0            | 1            | Korea, North   | 0            | 0            | 0            | 1            | 1            |
| Bahamas   | 2            | 2            | 1            | 1            | 1            | Korea, South   | 0            | 0            | 0            | 1            | 1            |
| Dominica  | 1            | 1            | 1            | 0            | 1            | Turkey   | 0            | 1            | 2            | 0            | 1            |
| Ghana   | 1            | 1            | 0            | 0            | 1            | Ukraine  | 0            | 0            | 0            | 0            | 1            |
| United Kingdom  | 1            | 0            | 0            | 0            | 1            | Malawi   | 1            | 1            | 1            | 0            | 1            |
| Croatia   | 0            | 0            | 0            | 0            | 1            | South Africa   | 0            | 0            | 0            | 0            | 1            |
| Tanzania  | 0            | 0            | 0            | 0            | 1            | Zimbabwe   | 0            | 0            | 0            | 0            | 1            |

<sup>1</sup>The nations listed within the chart only include those that have enrollment in the most recent term; however the Undergraduate and Graduate Enrollment counts include all undergraduate and graduate international students enrolled.

**Tennessee State University  
Transfers by Sending Institution  
Fall 2017 - Fall 2021**

|   | Fall<br>2017 | Spring<br>2018 | Fall<br>2018 | Spring<br>2019 | Fall<br>2019 | Spring<br>2020 | Fall<br>2020 | Spring<br>2021 | Fall<br>2021 |
|---|--------------|----------------|--------------|----------------|--------------|----------------|--------------|----------------|--------------|
| <b>All First-Time Transfers<sup>1</sup></b> | <b>424</b>   | <b>195</b>     | <b>499</b>   | <b>165</b>     | <b>502</b>   | <b>520</b>     | <b>327</b>   | <b>344</b>     | <b>493</b>   |
| Nashville State Community Coll              | 88           | 44             | 113          | 39             | 104          | 111            | 61           | 74             | 75           |
| Volunteer State Cmty College                | 36           | 8              | 46           | 14             | 47           | 43             | 35           | 33             | 35           |
| Middle Tennessee State Univ                 | 16           | 12             | 28           | 14             | 21           | 21             | 7            | 9              | 21           |
| Motlow State Cmty College                   | 8            | 5              | 21           | 2              | 23           | 22             | 22           | 23             | 15           |
| Austin Peay State University                | 21           | 2              | 17           | 4              | 13           | 19             | 8            | 12             | 12           |
| Southwst Tennessee Cmty Coll                | 20           | 1              | 16           | 4              | 22           | 20             | 12           | 12             | 11           |
| Univ Memphis                                | 12           | 3              | 8            | 3              | 10           | 9              | 6            | 6              | 11           |
| Columbia St Cmty College                    | 9            | 2              | 7            | 3              | 15           | 16             | 12           | 10             | 10           |
| Univ Tennessee Knoxville                    | 6            | 2              | 4            | 1              | 2            | 2              | 4            | 4              | 6            |
| Chattanooga St Tech Cmty Coll               | 1            | 1              | 4            | 2              | 3            | 4              | 2            | 2              | 6            |
| Alabama Agric Mech University               | 5            | 1              | 4            | 2              | 1            | 3              | 7            | 5              | 5            |
| Univ Tennessee Chattanooga                  | 3            | 1              | 10           | 2              | 4            | 3              | 2            | 2              | 5            |
| Tuskegee University                         | 1            | 1              | -            | -              | 3            | 1              | 1            | 1              | 5            |
| Cumberland University                       | -            | -              | 1            | 1              | 2            | 2              | -            | -              | 5            |

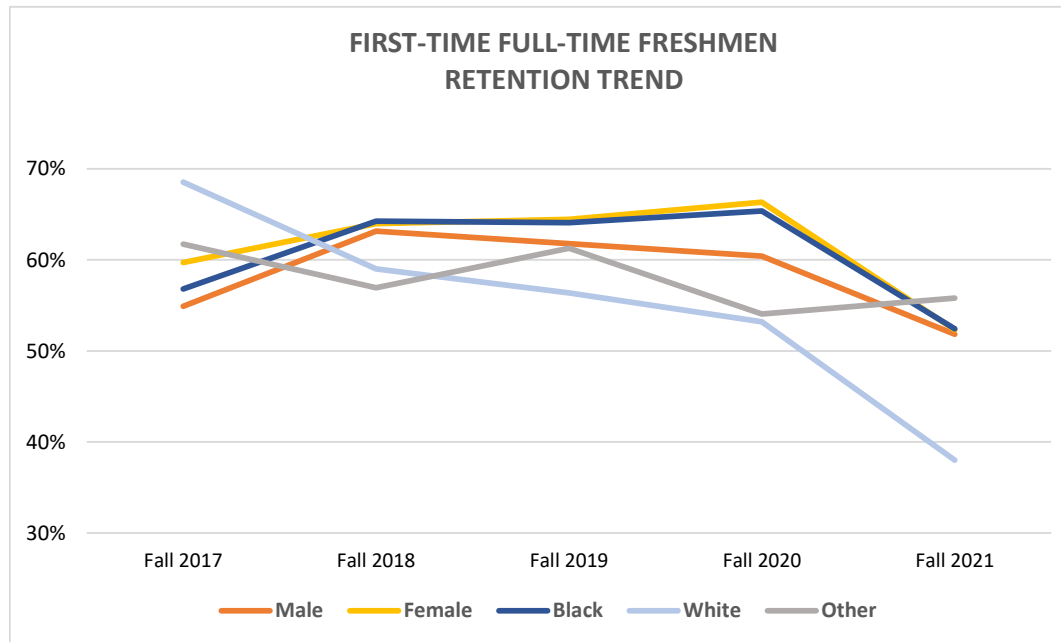
<sup>1</sup>The Transfer Institutions listed within the chart only include those that have enrollment of 5 or more students within the most recent term; however the First-Time Transfer Enrollment counts include all transfer students enrolled.



**Tennessee State University  
First-Time Full-Time Freshmen  
One-Year Retention Rates  
Fall 2017 - Fall 2021**

|  | Fall<br>2017 <sup>1</sup> | Fall<br>2018 <sup>1</sup> | Fall<br>2019 <sup>1</sup> | Fall<br>2020 <sup>1</sup> | Fall<br>2021 <sup>1</sup> |
|--|---------------------------|---------------------------|---------------------------|---------------------------|---------------------------|
| <b>All First-Time Full-Time Freshmen</b> | <b>58%</b>                | <b>64%</b>                | <b>64%</b>                | <b>64%</b>                | <b>52%</b>                |
| Male                                     | 55%                       | 63%                       | 62%                       | 60%                       | 52%                       |
| Female                                   | 60%                       | 64%                       | 64%                       | 66%                       | 52%                       |
| Black                                    | 57%                       | 64%                       | 64%                       | 65%                       | 52%                       |
| White                                    | 69%                       | 59%                       | 56%                       | 53%                       | 38%                       |
| Other                                    | 62%                       | 57%                       | 61%                       | 54%                       | 56%                       |

<sup>1</sup>Fall semesters within the chart represent the returning semester for which students returned as degree seeking undergraduates. Ex. The Fall 2021 data represents the percentage of the Fall 2020 First-Time Full-Time Freshmen cohort who returned for the Fall 2021 term.



**Tennessee State University**  
**First-Time Freshmen Enrollment by Recruiting High School**  
**Fall 2017 - Fall 2021**

|   | Fall 2017    | Spring 2018 | Fall 2018    | Spring 2019 | Fall 2019    | Spring 2020  | Fall 2020    | Spring 2021  | Fall 2021    |   | Fall 2017 | Spring 2018 | Fall 2018 | Spring 2019 | Fall 2019 | Spring 2020 | Fall 2020 | Spring 2021 | Fall 2021 |
|---|--------------|-------------|--------------|-------------|--------------|--------------|--------------|--------------|--------------|---|-----------|-------------|-----------|-------------|-----------|-------------|-----------|-------------|-----------|
| <b>All First-Time Freshmen<sup>1</sup></b>        | <b>1,496</b> | <b>67</b>   | <b>1,225</b> | <b>51</b>   | <b>1,268</b> | <b>1,028</b> | <b>1,703</b> | <b>1,007</b> | <b>1,637</b> |   |           |             |           |             |           |             |           |             |           |
| Germantown High School (Germantown, TN)           | 21           | 0           | 9            | 0           | 8            | 5            | 11           | 6            | 30           | Smyrna High School (Smyrna, TN)                 | 1         | 0           | 2         | 0           | 6         | 3           | 8         | 6           | 6         |
| Whitehaven High School (Memphis, TN)              | 18           | 1           | 34           | 2           | 28           | 21           | 40           | 34           | 29           | Walnut Hills High School (Cincinnati, OH)       | 2         | 0           | 3         | 0           | 5         | 5           | 4         | 3           | 6         |
| Central High School (Memphis, TN)                 | 19           | 2           | 8            | 0           | 16           | 16           | 19           | 11           | 25           | Craigmont High School (Memphis, TN)             | 5         | 1           | 2         | 0           | 2         | 2           | 5         | 2           | 6         |
| East Literature Magnet School (Nashville, TN)     | 35           | 1           | 24           | 1           | 19           | 18           | 34           | 26           | 20           | Newton High School (Covington, GA)              | 1         | 0           | 2         | 0           | 0         | 0           | 1         | 1           | 6         |
| Southwind High School (Memphis, TN)               | 9            | 0           | 7            | 0           | 15           | 12           | 16           | 9            | 19           | Kenwood Academy (Chicago, IL)                   | 7         | 0           | 1         | 0           | 1         | 1           | 1         | 0           | 6         |
| Cordova High School (Cordova, TN)                 | 14           | 1           | 6            | 0           | 8            | 8            | 16           | 12           | 18           | Pike High School (Indianapolis, IN)             | 13        | 0           | 2         | 0           | 5         | 5           | 0         | 0           | 6         |
| Antioch High School (Antioch, TN)                 | 23           | 0           | 13           | 0           | 14           | 9            | 8            | 7            | 17           | Homewood-Flossmoor Cmty HS (Flossmoor, IL)      | 2         | 1           | 4         | 1           | 1         | 1           | 9         | 7           | 5         |
| Westlake High School (Atlanta, GA)                | 9            | 0           | 3            | 0           | 11           | 9            | 5            | 3            | 11           | Fayette-Ware High School (Somerville, TN)       | 12        | 0           | 5         | 0           | 1         | 1           | 6         | 6           | 5         |
| Ramsay High School (Birmingham, AL)               | 8            | 0           | 1            | 1           | 2            | 2            | 3            | 3            | 10           | Pearl-Cohn High School (Nashville, TN)          | 13        | 0           | 8         | 0           | 6         | 4           | 12        | 5           | 5         |
| Cass Technical High School (Detroit, MI)          | 6            | 0           | 1            | 0           | 5            | 5            | 12           | 11           | 9            | Blackman High School (Murfreesboro, TN)         | 0         | 0           | 6         | 0           | 6         | 6           | 6         | 5           | 5         |
| Pebblebrook High School (Mableton, GA)            | 1            | 1           | 3            | 0           | 2            | 2            | 7            | 7            | 9            | Glenciff High School (Nashville, TN)            | 11        | 0           | 5         | 0           | 5         | 6           | 6         | 5           | 5         |
| Creekside High School (Fairburn, GA)              | 0            | 0           | 2            | 0           | 4            | 3            | 3            | 1            | 9            | Hillcrest High School (Country Club Hls, IL)    | 7         | 0           | 1         | 0           | 4         | 4           | 7         | 4           | 5         |
| Cane Ridge High School (Nashville, TN)            | 20           | 0           | 26           | 0           | 14           | 11           | 16           | 13           | 8            | Raleigh-Egypt High School (Memphis, TN)         | 4         | 0           | 0         | 0           | 7         | 8           | 5         | 3           | 5         |
| McGavock High School (Nashville, TN)              | 11           | 0           | 7            | 1           | 7            | 5            | 19           | 12           | 8            | Lavergne High School (Lavergne, TN)             | 5         | 0           | 2         | 0           | 4         | 3           | 5         | 3           | 5         |
| GW Carver HS Hlth Prof Engr Tech (Birmingham, AL) | 1            | 0           | 0            | 0           | 3            | 1            | 4            | 4            | 8            | Princeton High School (Cincinnati, OH)          | 8         | 0           | 2         | 0           | 0         | 0           | 4         | 3           | 5         |
| White Station High School (Memphis, TN)           | 7            | 0           | 3            | 0           | 9            | 7            | 9            | 3            | 8            | Maplewood Comprehensive HS (Nashville, TN)      | 6         | 0           | 8         | 0           | 13        | 9           | 6         | 2           | 5         |
| Hillsboro High School (Nashville, TN)             | 21           | 0           | 8            | 0           | 8            | 5            | 5            | 3            | 8            | Mitchell High School (Memphis, TN)              | 7         | 1           | 1         | 0           | 4         | 2           | 3         | 2           | 5         |
| Haywood High School (Brownsville, TN)             | 4            | 1           | 5            | 0           | 9            | 8            | 4            | 2            | 8            | Lawrence Central High School (Indianapolis, IN) | 2         | 0           | 0         | 0           | 3         | 2           | 3         | 2           | 5         |
| Hillgrove High School (Powder Springs, GA)        | 2            | 0           | 2            | 0           | 3            | 3            | 4            | 1            | 8            | City Univ Sch Of Liberal Arts (Memphis, TN)     | 6         | 0           | 4         | 0           | 3         | 1           | 2         | 2           | 5         |
| Brainerd High School (Chattanooga, TN)            | 3            | 0           | 0            | 0           | 2            | 1            | 2            | 1            | 8            | Wilson Central High School (Lebanon, TN)        | 8         | 0           | 0         | 1           | 1         | 0           | 2         | 2           | 5         |
| West Creek High School (Clarksville, TN)          | 2            | 0           | 0            | 0           | 4            | 3            | 1            | 1            | 8            | Beech High School (Hendersonville, TN)          | 3         | 1           | 1         | 0           | 0         | 0           | 2         | 2           | 5         |
| Paul W Bryant High School (Cottontdale, AL)       | 2            | 0           | 0            | 0           | 1            | 1            | 1            | 0            | 8            | Westwood High School (Memphis, TN)              | 2         | 0           | 2         | 0           | 2         | 2           | 2         | 1           | 5         |
| Bartlett High School (Bartlett, TN)               | 1            | 0           | 2            | 0           | 2            | 1            | 7            | 7            | 7            | Oakland High School (Murfreesboro, TN)          | 3         | 0           | 3         | 0           | 1         | 1           | 2         | 1           | 5         |
| Tyner Academy (Chattanooga, TN)                   | 0            | 0           | 4            | 0           | 3            | 3            | 9            | 5            | 7            | Hoover High School (Hoover, AL)                 | 4         | 0           | 1         | 0           | 1         | 1           | 1         | 1           | 5         |
| Overton High School (Memphis, TN)                 | 7            | 0           | 8            | 0           | 3            | 2            | 7            | 5            | 7            | Collierville High School (Collierville, TN)     | 1         | 0           | 0         | 0           | 1         | 1           | 1         | 1           | 5         |
| Nashville School Of The Arts (Nashville, TN)      | 5            | 0           | 3            | 0           | 2            | 2            | 7            | 4            | 7            | Lawrence North High School (Indianapolis, IN)   | 4         | 0           | 4         | 0           | 4         | 4           | 1         | 0           | 5         |
| Hunters Lane High School (Nashville, TN)          | 18           | 2           | 14           | 0           | 9            | 6            | 7            | 3            | 7            | Marietta High School (Marietta, GA)             | 2         | 0           | 0         | 0           | 3         | 2           | 1         | 0           | 5         |
| North Side High School (Jackson, TN)              | 9            | 0           | 8            | 0           | 5            | 4            | 6            | 3            | 7            | East High School (Memphis, TN)                  | 6         | 2           | 5         | 0           | 1         | 1           | 0         | 0           | 5         |
| Hillwood Comprehensive HS (Nashville, TN)         | 7            | 0           | 7            | 0           | 3            | 2            | 5            | 2            | 7            | Davidson Academy (Nashville, TN)                | 0         | 0           | 0         | 0           | 0         | 1           | 0         | 0           | 5         |
| Booker T Washington HS (Tulsa, OK)                | 0            | 0           | 0            | 0           | 0            | 0            | 0            | 0            | 7            | Sarah E Goode STEM (Chicago, IL)                | 0         | 0           | 0         | 0           | 0         | 0           | 0         | 0           | 5         |

<sup>1</sup>The High Schools listed within the chart only include those that have enrollment of 5 or more students within the most recent term; however the First-Time Freshmen Enrollment counts include all students enrolled.

**Tennessee State University**  
**First-Time Freshmen High School GPA Averages**  
**Fall 2017 - Fall 2021**

|                                | Fall<br>2017 | Spring<br>2018 | Fall<br>2018 | Spring<br>2019 | Fall<br>2019 | Spring<br>2020 | Fall<br>2020 | Spring<br>2021 | Fall<br>2021 |
|--------------------------------|--------------|----------------|--------------|----------------|--------------|----------------|--------------|----------------|--------------|
| <b>All First-Time Freshmen</b> | <b>3.05</b>  | <b>2.86</b>    | <b>3.10</b>  | <b>3.18</b>    | <b>3.11</b>  | <b>3.12</b>    | <b>3.10</b>  | <b>3.16</b>    | <b>3.18</b>  |
| Male                           | 2.96         | 2.84           | 2.98         | 3.17           | 2.99         | 3.00           | 2.99         | 3.04           | 3.09         |
| Female                         | 3.09         | 2.88           | 3.16         | 3.19           | 3.17         | 3.19           | 3.15         | 3.21           | 3.23         |

**Tennessee State University**  
**First-Time Freshmen ACT Composite Score Averages**  
**Fall 2017 - Fall 2021**

|                                | Fall<br>2017 | Spring<br>2018 | Fall<br>2018 | Spring<br>2019 | Fall<br>2019 | Spring<br>2020 | Fall<br>2020 | Spring<br>2021 | Fall<br>2021 |
|--------------------------------|--------------|----------------|--------------|----------------|--------------|----------------|--------------|----------------|--------------|
| <b>All First-Time Freshmen</b> | <b>19</b>    | <b>18</b>      | <b>19</b>    | <b>19</b>      | <b>19</b>    | <b>19</b>      | <b>18</b>    | <b>NA</b>      | <b>19</b>    |
| Male                           | 19           | 18             | 19           | 17             | 19           | 19             | 18           | NA             | 19           |
| Female                         | 19           | 18             | 19           | 19             | 19           | 19             | 18           | NA             | 19           |

<sup>1</sup>Technical issues in the Spring 2021 term caused for ACT scores to be unavailable within the Spring 2021 census files.

**Tennessee State University**  
**First-Time Freshmen SAT Composite Score Averages**  
**Fall 2017 - Fall 2021**

|                                | Fall<br>2017 | Spring<br>2018 | Fall<br>2018 | Spring<br>2019 | Fall<br>2019 | Spring<br>2020 | Fall<br>2020 | Spring<br>2021 | Fall<br>2021 |
|--------------------------------|--------------|----------------|--------------|----------------|--------------|----------------|--------------|----------------|--------------|
| <b>All First-Time Freshmen</b> | <b>960</b>   | <b>NA</b>      | <b>979</b>   | <b>920</b>     | <b>972</b>   | <b>966</b>     | <b>958</b>   | <b>NA</b>      | <b>999</b>   |
| Male                           | 983          | NA             | 996          | 920            | 941          | 941            | 924          | NA             | 1059         |
| Female                         | 951          | NA             | 973          | NA             | 988          | 978            | 970          | NA             | 973          |

<sup>1</sup>Technical issues in the Spring 2021 term caused for SAT scores to be unavailable within the Spring 2021 census files.

**Tennessee State University**  
**First-Time Freshmen Enrollment by TN County**  
**Fall 2017 - Fall 2021**

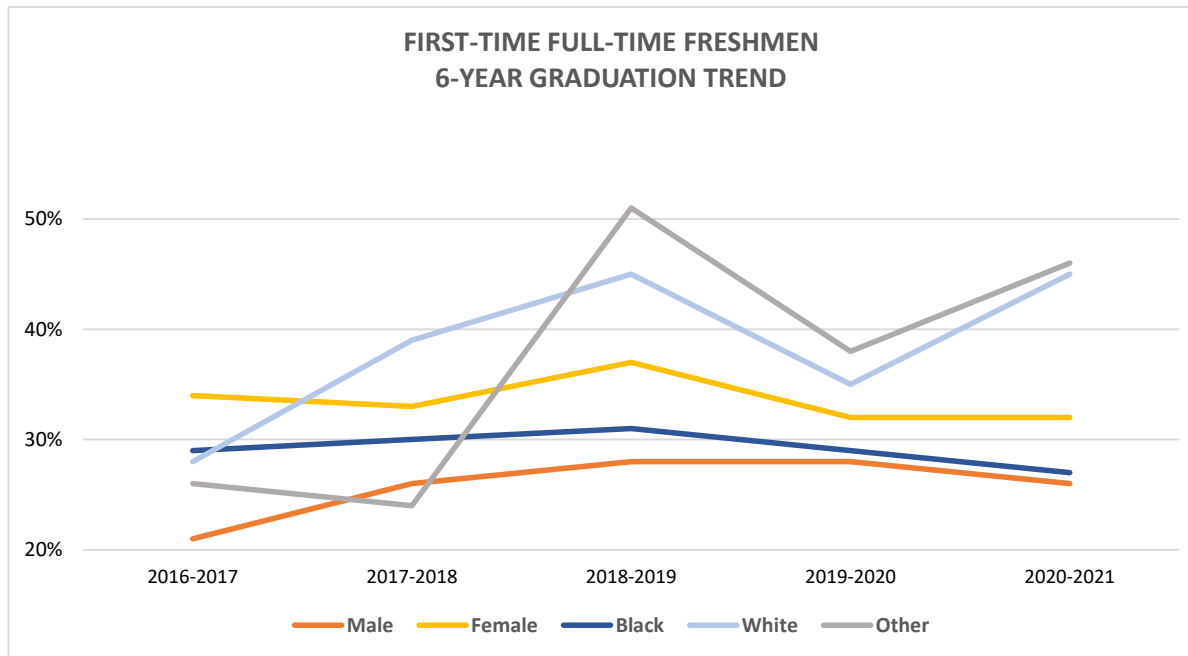
|  | Fall<br>2017 | Spring<br>2018 | Fall<br>2018 | Spring<br>2019 | Fall<br>2019 | Spring<br>2020 | Fall<br>2020 | Spring<br>2021 | Fall<br>2021 |            | Fall<br>2017 | Spring<br>2018 | Fall<br>2018 | Spring<br>2019 | Fall<br>2019 | Spring<br>2020 | Fall<br>2020 | Spring<br>2021 | Fall<br>2021 |
|--|--------------|----------------|--------------|----------------|--------------|----------------|--------------|----------------|--------------|------------|--------------|----------------|--------------|----------------|--------------|----------------|--------------|----------------|--------------|
| <b>First-Time Freshmen within TN<sup>1</sup></b> | <b>630</b>   | <b>38</b>      | <b>455</b>   | <b>34</b>      | <b>540</b>   | <b>435</b>     | <b>680</b>   | <b>428</b>     | <b>645</b>   |            |              |                |              |                |              |                |              |                |              |
| Shelby   | 223          | 13             | 148          | 2              | 189          | 153            | 288          | 175            | 276          | Robertson  | 2            | 0              | 7            | 0              | 6            | 5              | 5            | 3              | 3            |
| Davidson   | 269          | 10             | 177          | 20             | 162          | 133            | 189          | 130            | 148          | Lauderdale | 1            | 0              | 0            | 0              | 3            | 3              | 2            | 1              | 3            |
| Rutherford                                       | 25           | 2              | 22           | 2              | 25           | 21             | 32           | 23             | 38           | Bradley    | 0            | 1              | 2            | 0              | 6            | 6              | 0            | 1              | 3            |
| Hamilton   | 12           | 0              | 11           | 1              | 26           | 23             | 30           | 15             | 33           | Giles      | 0            | 0              | 0            | 0              | 1            | 1              | 0            | 0              | 3            |
| Montgomery                                       | 6            | 0              | 12           | 3              | 21           | 17             | 17           | 9              | 24           | Washington | 0            | 0              | 2            | 0              | 0            | 0              | 0            | 0              | 3            |
| Madison  | 17           | 0              | 11           | 0              | 12           | 9              | 19           | 12             | 17           | Dickson    | 1            | 0              | 0            | 0              | 4            | 4              | 1            | 1              | 2            |
| Wilson   | 12           | 0              | 8            | 2              | 10           | 5              | 10           | 5              | 16           | Crockett   | 1            | 0              | 0            | 0              | 0            | 0              | 1            | 0              | 2            |
| Sumner   | 4            | 3              | 11           | 1              | 16           | 12             | 11           | 8              | 13           | Bedford    | 1            | 0              | 0            | 0              | 1            | 1              | 0            | 0              | 2            |
| Knox   | 8            | 2              | 13           | 0              | 18           | 13             | 11           | 4              | 10           | McMinn     | 0            | 0              | 0            | 0              | 1            | 1              | 0            | 0              | 2            |
| Fayette  | 11           | 0              | 5            | 0              | 2            | 2              | 9            | 6              | 7            | Dekalb     | 0            | 0              | 0            | 0              | 0            | 0              | 0            | 0              | 2            |
| Haywood  | 3            | 1              | 5            | 0              | 10           | 9              | 5            | 3              | 7            | Cheatham   | 1            | 0              | 3            | 1              | 0            | 0              | 4            | 2              | 1            |
| Williamson                                       | 7            | 0              | 6            | 0              | 3            | 2              | 8            | 7              | 6            | Coffee     | 1            | 0              | 2            | 0              | 2            | 1              | 0            | 0              | 1            |
| Maury  | 1            | 0              | 3            | 0              | 2            | 1              | 3            | 3              | 6            | Carroll    | 1            | 0              | 0            | 1              | 0            | 0              | 0            | 0              | 1            |
| Hardeman   | 5            | 0              | 2            | 0              | 2            | 2              | 2            | 3              | 6            | Grainger   | 0            | 0              | 0            | 0              | 0            | 0              | 0            | 0              | 1            |
| Tipton   | 2            | 0              | 0            | 0              | 5            | 3              | 2            | 1              | 4            | Warren     | 0            | 0              | 0            | 0              | 0            | 0              | 0            | 0              | 1            |
| Marshall   | 0            | 0              | 0            | 0              | 0            | 0              | 0            | 0              | 4            |            |              |                |              |                |              |                |              |                |              |

<sup>1</sup>The counties listed within the chart only include those that have enrollment in the most recent term; however the First-Time Freshmen Enrollment counts include all first-time freshmen students within the state of TN.

**Tennessee State University  
First-Time Full-Time Freshmen  
6-Year Graduation Rates  
2016-2017 to 2020-2021**

|  | 2016-2017 <sup>1</sup> | 2017-2018 <sup>1</sup> | 2018-2019 <sup>1</sup> | 2019-2020 <sup>1</sup> | 2020-2021 <sup>1</sup> |
|--|------------------------|------------------------|------------------------|------------------------|------------------------|
| <b>All First-Time Full-Time Freshmen</b> | <b>28%</b>             | <b>30%</b>             | <b>33%</b>             | <b>30%</b>             | <b>30%</b>             |
| Male                                     | 21%                    | 26%                    | 28%                    | 28%                    | 26%                    |
| Female                                   | 34%                    | 33%                    | 37%                    | 32%                    | 32%                    |
| Black                                    | 29%                    | 30%                    | 31%                    | 29%                    | 27%                    |
| White                                    | 28%                    | 39%                    | 45%                    | 35%                    | 45%                    |
| Other                                    | 26%                    | 24%                    | 51%                    | 38%                    | 46%                    |

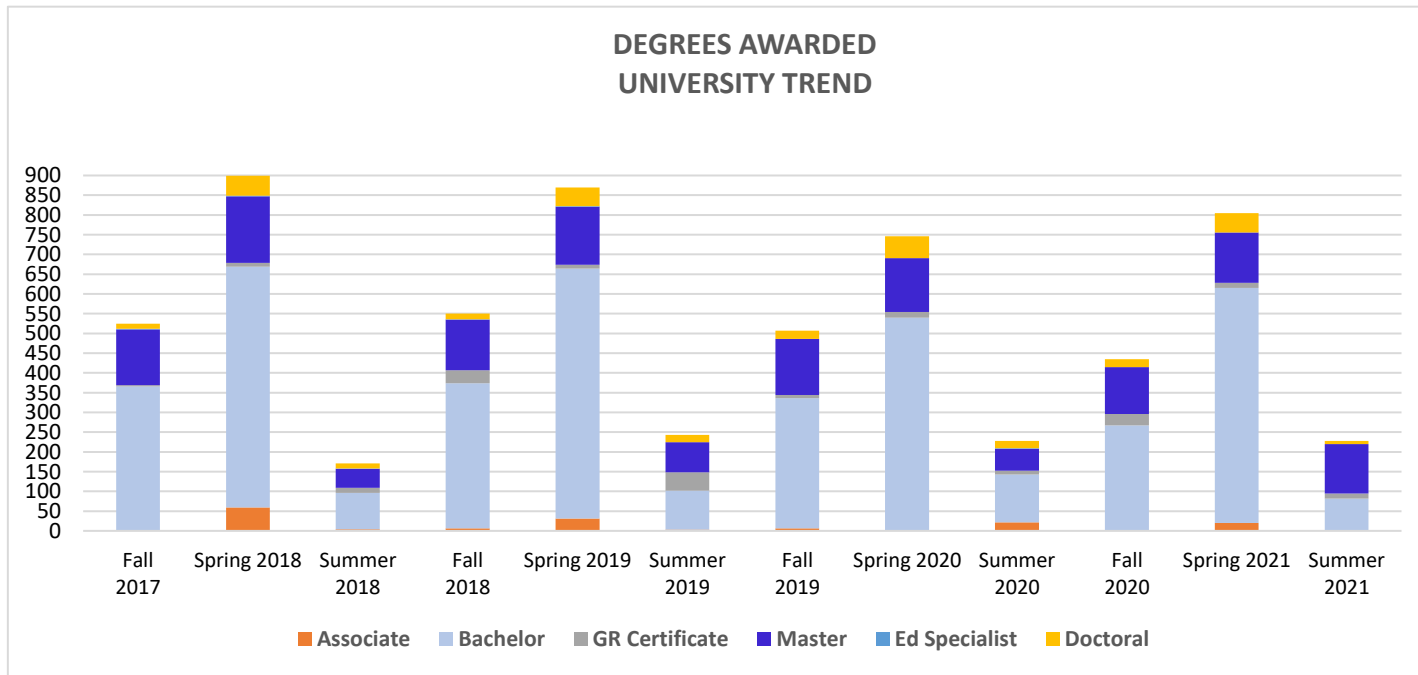
<sup>1</sup>The Year columns within the chart represent the 6th graduating year. Ex. The percentage designated in the 2020-2021 year column includes the 2015 First-Time Full-Time Freshmen cohort and percentage graduated by the 2020-2021 graduation year ending with Summer 2021.



**Tennessee State University  
Degrees Awarded  
2017-2018 to 2020-2021**

|  | Fall<br>2017 | Spring<br>2018 | Summer<br>2018 | Fall<br>2018 | Spring<br>2019 | Summer<br>2019 | Fall<br>2019 | Spring<br>2020 | Summer<br>2020 | Fall<br>2020 | Spring<br>2021 | Summer<br>2021 |
|--|--------------|----------------|----------------|--------------|----------------|----------------|--------------|----------------|----------------|--------------|----------------|----------------|
| <b>Total Degrees Awarded<sup>1</sup></b> | <b>525</b>   | <b>899</b>     | <b>171</b>     | <b>550</b>   | <b>870</b>     | <b>243</b>     | <b>507</b>   | <b>746</b>     | <b>228</b>     | <b>435</b>   | <b>805</b>     | <b>228</b>     |
| Associate                                | -            | 59             | 4              | 6            | 31             | 3              | 6            | -              | 22             | 1            | 20             | 1              |
| Bachelor                                 | 366          | 610            | 92             | 368          | 633            | 99             | 330          | 540            | 121            | 266          | 595            | 81             |
| GR Certificate                           | 3            | 10             | 13             | 33           | 10             | 46             | 8            | 14             | 9              | 29           | 13             | 13             |
| Master                                   | 141          | 168            | 48             | 128          | 147            | 77             | 142          | 137            | 56             | 119          | 128            | 125            |
| Ed Specialist                            | 2            | 2              | 1              | 1            | 1              | -              | -            | -              | 1              | -            | -              | -              |
| Doctoral                                 | 13           | 50             | 13             | 14           | 48             | 18             | 21           | 55             | 19             | 20           | 49             | 8              |

<sup>1</sup>Degree Awarded counts include each degree awarded for the term. If a student received multiple credentials for the term, the student is counted for each credential.

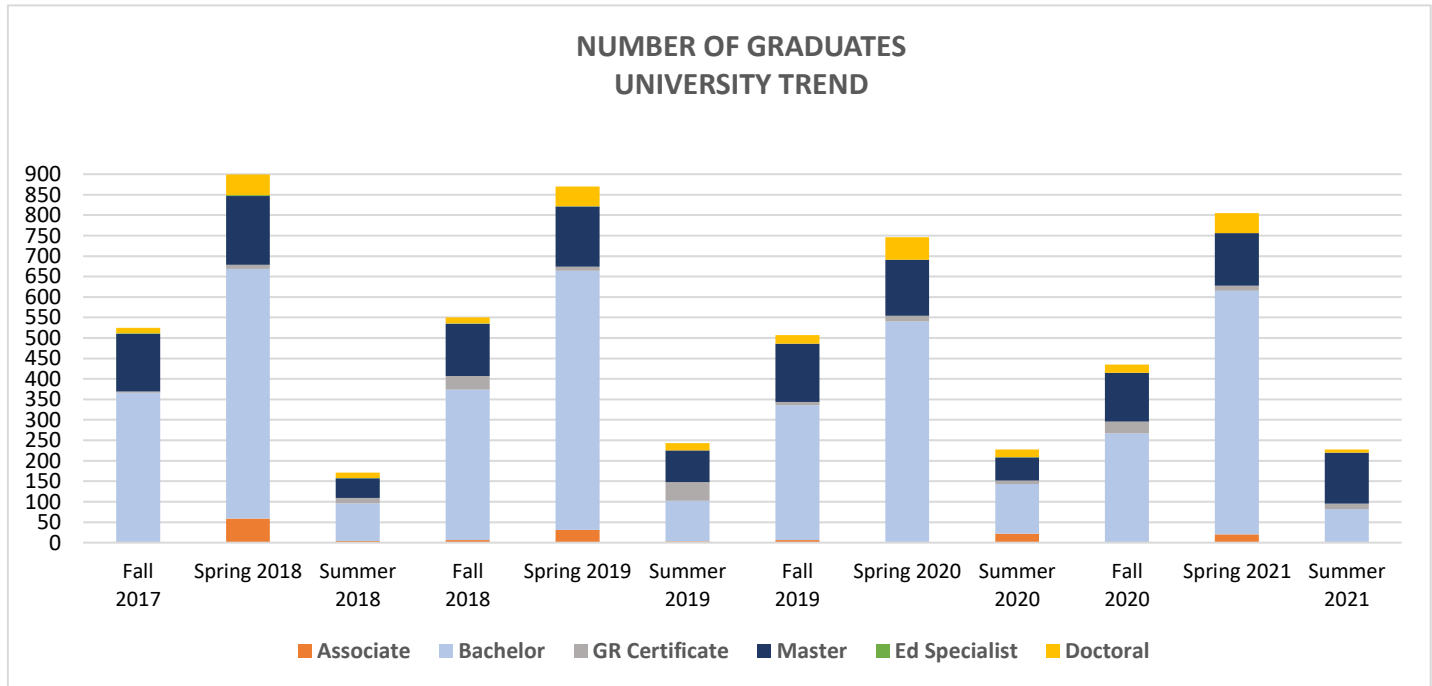




**Tennessee State University  
Number of Graduates Awarded a Degree  
2017-2018 to 2020-2021**

|                                    | Fall<br>2017 | Spring<br>2018 | Summer<br>2018 | Fall<br>2018 | Spring<br>2019 | Summer<br>2019 | Fall<br>2019 | Spring<br>2020 | Summer<br>2020 | Fall<br>2020 | Spring<br>2021 | Summer<br>2021 |
|------------------------------------|--------------|----------------|----------------|--------------|----------------|----------------|--------------|----------------|----------------|--------------|----------------|----------------|
| <b>Total Graduates<sup>1</sup></b> | <b>516</b>   | <b>895</b>     | <b>170</b>     | <b>541</b>   | <b>864</b>     | <b>241</b>     | <b>498</b>   | <b>732</b>     | <b>227</b>     | <b>433</b>   | <b>795</b>     | <b>226</b>     |
| Associate                          | -            | 59             | 4              | 6            | 31             | 3              | 6            | -              | 22             | 1            | 20             | 1              |
| Bachelor                           | 357          | 607            | 91             | 359          | 627            | 97             | 321          | 526            | 120            | 264          | 585            | 79             |
| GR Certificate                     | 3            | 10             | 13             | 33           | 10             | 46             | 8            | 14             | 9              | 29           | 13             | 13             |
| Master                             | 141          | 167            | 48             | 128          | 147            | 77             | 142          | 137            | 56             | 119          | 128            | 125            |
| Ed Specialist                      | 2            | 2              | 1              | 1            | 1              | -              | -            | -              | 1              | -            | -              | -              |
| Doctoral                           | 13           | 50             | 13             | 14           | 48             | 18             | 21           | 55             | 19             | 20           | 49             | 8              |

<sup>1</sup>The counts of graduates within the chart includes the unduplicated number of students awarded a degree for the term. If a student received more than one of the same credential category within the term, the student is counted only once for the term. If a student received multiple credentials within different categories, the student is counted for the term within each credential category received.



**Tennessee State University**  
**Degrees Awarded by Major**  
**2017-2018 to 2020-2021**

|                                  | Fall<br>2017 | Spring<br>2018 | Summer<br>2018 | Fall<br>2018 | Spring<br>2019 | Summer<br>2019 | Fall<br>2019 | Spring<br>2020 | Summer<br>2020 | Fall<br>2020 | Spring<br>2021 | Summer<br>2021 |
|----------------------------------|--------------|----------------|----------------|--------------|----------------|----------------|--------------|----------------|----------------|--------------|----------------|----------------|
| <b>Associate</b>                 | -            | 59             | 4              | 6            | 31             | 3              | 6            | -              | 22             | 1            | 20             | 1              |
| Dental Hygiene                   | -            | 28             | -              | -            | 27             | -              | -            | -              | 22             | 1            | 16             | 1              |
| Nursing                          | -            | 31             | 4              | 6            | 4              | 3              | 6            | -              | -              | -            | 4              | -              |
| <b>Bachelor</b>                  | <b>366</b>   | <b>610</b>     | <b>92</b>      | <b>368</b>   | <b>633</b>     | <b>99</b>      | <b>330</b>   | <b>540</b>     | <b>121</b>     | <b>266</b>   | <b>595</b>     | <b>81</b>      |
| Accounting                       | 12           | 12             | 1              | 8            | 11             | 4              | 12           | 7              | 3              | 5            | 10             | 1              |
| Aeronautical and Industrial Tech | 15           | 8              | -              | 9            | 8              | 6              | 3            | 12             | 6              | 3            | 6              | 2              |
| Agricultural Sciences            | 2            | 16             | -              | 7            | 18             | 1              | -            | 20             | 1              | 11           | 20             | 5              |
| Architectural Engineering        | -            | 3              | 1              | -            | 4              | 1              | 3            | 3              | -              | 2            | 4              | 1              |
| Art                              | 4            | 7              | -              | 1            | 11             | 1              | 3            | 5              | -              | 6            | 4              | 1              |
| Arts and Sciences                | 21           | 49             | 4              | 28           | 43             | 8              | 14           | 30             | 11             | 10           | 27             | 8              |
| Biology                          | 17           | 23             | 1              | 14           | 25             | -              | 11           | 24             | 4              | 10           | 31             | 9              |
| Business Administration          | 32           | 51             | 15             | 34           | 61             | 10             | 32           | 59             | 18             | 23           | 82             | 8              |
| Business Information System      | 15           | 8              | 5              | 15           | 11             | 4              | 7            | 9              | 3              | 7            | 8              | -              |
| Cardiorespiratory Care Science   | -            | 26             | -              | -            | 24             | -              | -            | 23             | 1              | 1            | 27             | -              |
| Chemistry                        | 3            | 6              | 2              | 2            | 17             | 1              | 7            | 4              | -              | 3            | 10             | -              |
| Civil Engineering                | 3            | 5              | 4              | 5            | 4              | 2              | 8            | 4              | 4              | 10           | 10             | -              |
| Communication                    | 18           | 39             | 3              | 28           | 41             | 5              | 19           | 38             | 5              | 15           | 45             | 1              |
| Computer Science                 | 15           | 27             | 3              | 9            | 14             | 9              | 21           | 17             | 3              | 14           | 6              | -              |
| Criminal Justice                 | 39           | 45             | 11             | 31           | 36             | 4              | 21           | 45             | 7              | 23           | 32             | 4              |
| Dental Hygiene                   | -            | 4              | -              | 1            | 2              | 1              | -            | 4              | -              | -            | -              | -              |
| Early Childhood Education        | -            | -              | -              | -            | 2              | -              | -            | 1              | -              | -            | 9              | -              |
| Economics and Finance            | 7            | 7              | 5              | 15           | 18             | 3              | 12           | 6              | 1              | 5            | 12             | 1              |
| Electrical Engineering           | 8            | 10             | -              | 8            | 8              | -              | 3            | 5              | -              | 6            | 3              | -              |
| English                          | 6            | 6              | -              | 4            | 7              | 1              | 4            | 6              | 3              | 2            | 7              | -              |
| Family and Consumer Science      | 7            | 18             | 2              | 18           | 15             | 2              | 12           | 25             | -              | 13           | 15             | 1              |
| Health Care Admin and Planning   | 10           | 8              | 4              | 5            | 9              | -              | 8            | 9              | 1              | 3            | 18             | 4              |
| Health Information Management    | -            | 21             | 1              | 1            | 18             | 2              | 1            | 10             | 1              | 2            | 11             | 3              |
| Health Sciences                  | 36           | 59             | 5              | 30           | 47             | 7              | 18           | 24             | 5              | 9            | 43             | 2              |
| History                          | 2            | 3              | 1              | 1            | 4              | -              | -            | 4              | 1              | -            | 6              | 1              |
| Human Performance and Sport Sci  | 12           | 33             | 5              | 16           | 31             | 10             | 17           | 23             | 5              | 18           | 24             | 1              |
| Interdisciplinary Studies        | 4            | 5              | 1              | 5            | 9              | -              | 3            | 3              | 3              | 4            | 6              | 2              |
| Mathematical Sciences            | 2            | 3              | -              | 2            | 3              | -              | 1            | 5              | -              | 1            | 4              | -              |
| Mechanical Engineering           | 17           | 12             | 1              | 11           | 9              | 3              | 10           | 6              | 4              | 5            | 13             | 3              |
| Music                            | 6            | 4              | 1              | 3            | 8              | 1              | 2            | 7              | 6              | 1            | 8              | -              |
| Nursing                          | -            | 6              | -              | 3            | 27             | -              | 7            | 2              | 1              | 1            | 3              | 2              |
| Political Science                | 5            | 11             | 2              | 4            | 13             | 1              | 7            | 15             | 3              | 3            | 14             | 2              |
| Professional Studies             | 1            | 3              | 2              | 1            | 5              | 2              | 1            | 1              | 3              | 1            | 1              | 1              |
| Psychology                       | 32           | 43             | 8              | 28           | 34             | 5              | 25           | 29             | 9              | 19           | 36             | 14             |
| Public Health                    | -            | -              | -              | -            | -              | -              | 18           | 28             | 3              | 16           | 20             | 2              |
| Social Work                      | 7            | 15             | 1              | 9            | 19             | 2              | 9            | 10             | 1              | 9            | 8              | -              |
| Sociology                        | 5            | 12             | 3              | 9            | 11             | 1              | 7            | 11             | 3              | 2            | 6              | 1              |
| Urban Studies                    | 3            | 2              | -              | 3            | 6              | 2              | 4            | 6              | 2              | 3            | 6              | 1              |

**Tennessee State University**  
**Degrees Awarded by Major**  
**2017-2018 to 2020-2021**

|  | Fall<br>2017 | Spring<br>2018 | Summer<br>2018 | Fall<br>2018 | Spring<br>2019 | Summer<br>2019 | Fall<br>2019 | Spring<br>2020 | Summer<br>2020 | Fall<br>2020 | Spring<br>2021 | Summer<br>2021 |
|--|--------------|----------------|----------------|--------------|----------------|----------------|--------------|----------------|----------------|--------------|----------------|----------------|
| <b>Graduate Certificate</b>                | <b>3</b>     | <b>10</b>      | <b>13</b>      | <b>33</b>    | <b>10</b>      | <b>46</b>      | <b>8</b>     | <b>14</b>      | <b>9</b>       | <b>29</b>    | <b>13</b>      | <b>13</b>      |
| Applied Geospatial Information             | -            | -              | -              | -            | -              | -              | -            | 2              | -              | -            | 1              | 1              |
| Biochemistry                               | -            | -              | -              | -            | -              | -              | -            | -              | -              | -            | -              | 1              |
| Family Nurse Practitioner                  | -            | 1              | -              | -            | 1              | 1              | -            | 1              | -              | 1            | -              | -              |
| Health Administration and Planning         | 1            | 2              | -              | -            | 1              | -              | -            | 1              | -              | -            | -              | -              |
| Non Profit Management                      | -            | 2              | 2              | 4            | 4              | 1              | 2            | 4              | 6              | 3            | 2              | 3              |
| Public Adm Executive Leadership            | -            | 1              | 10             | 23           | -              | 40             | -            | -              | -              | 22           | 4              | 6              |
| Public Policy                              | 2            | 4              | 1              | 6            | 4              | 4              | 6            | 6              | 3              | 3            | 6              | 2              |
| <b>Masters</b>                             | <b>141</b>   | <b>168</b>     | <b>48</b>      | <b>128</b>   | <b>147</b>     | <b>77</b>      | <b>142</b>   | <b>137</b>     | <b>56</b>      | <b>119</b>   | <b>128</b>     | <b>125</b>     |
| Agricultural Sciences                      | 5            | 5              | 4              | 7            | 2              | 6              | 8            | 2              | 2              | 9            | 5              | 7              |
| Biology                                    | 6            | 3              | 1              | -            | 2              | 1              | -            | 3              | 4              | 2            | 5              | 2              |
| Business Administration                    | 23           | 15             | 18             | 26           | 11             | 17             | 32           | 15             | 11             | 20           | 16             | 4              |
| Chemistry                                  | 2            | -              | 1              | 2            | 4              | 2              | 1            | 3              | -              | 1            | -              | 4              |
| Computer and Info Systems Engr             | 2            | -              | -              | 3            | 2              | -              | 1            | -              | 1              | 3            | -              | -              |
| Computer Science                           | 7            | 3              | 1              | 7            | 3              | 2              | 11           | 5              | 2              | 5            | 6              | 3              |
| Criminal Justice                           | 4            | 5              | -              | 3            | 5              | 1              | 2            | 2              | 1              | 3            | 2              | -              |
| Curriculum and Instruction                 | 7            | 4              | 3              | 5            | 6              | -              | 7            | 4              | -              | 3            | 8              | 2              |
| Elementary Education                       | 2            | 2              | -              | 1            | 4              | 1              | 1            | 1              | -              | 2            | 3              | -              |
| Engineering                                | 4            | 1              | -              | 9            | 5              | 1              | 1            | 4              | 1              | 2            | 3              | 4              |
| Environmental Science                      | -            | -              | -              | -            | -              | -              | -            | -              | -              | 3            | -              | -              |
| Food and Animal Sciences                   | -            | -              | -              | -            | -              | -              | 2            | 2              | 2              | 2            | -              | 2              |
| Human Performance and Sport Sci            | 5            | 6              | -              | 5            | 9              | 2              | 3            | 7              | 1              | 1            | 5              | 1              |
| Instructional Leadership                   | 5            | 4              | 2              | 4            | 5              | 2              | 7            | 2              | 2              | 4            | 6              | 61             |
| Nursing                                    | 20           | 47             | 9              | 6            | 25             | 6              | 9            | 11             | 10             | 17           | 8              | -              |
| Occupational Therapy                       | 28           | -              | -              | 28           | -              | -              | 28           | -              | -              | 24           | 4              | -              |
| Professional School Counseling             | -            | 2              | 1              | 1            | 2              | 1              | -            | 4              | -              | 1            | 1              | -              |
| Professional Science                       | 1            | 1              | -              | 1            | 1              | -              | -            | -              | -              | 1            | -              | -              |
| Professional Studies                       | 5            | 6              | 1              | 5            | 6              | 4              | 14           | 7              | 10             | 10           | 5              | 3              |
| Psychology                                 | 2            | 10             | -              | 1            | 6              | 1              | -            | 10             | 1              | -            | 8              | 1              |
| Public Administration                      | 5            | 4              | 3              | 5            | 4              | 1              | 5            | 5              | 4              | 4            | 6              | 2              |
| Public Health                              | 5            | 12             | -              | 6            | 11             | -              | 5            | 10             | -              | -            | 2              | -              |
| Social Work                                | -            | 21             | 1              | 2            | 13             | 5              | 4            | 19             | 2              | 1            | 13             | 3              |
| Special Education                          | -            | -              | -              | -            | 1              | -              | -            | 3              | -              | 1            | 1              | -              |
| Speech and Hearing Science                 | 3            | 17             | 3              | 1            | 20             | 24             | 1            | 18             | 2              | -            | 21             | 26             |
| <b>Ed Specialist</b>                       | <b>2</b>     | <b>2</b>       | <b>1</b>       | <b>1</b>     | <b>1</b>       | <b>-</b>       | <b>-</b>     | <b>-</b>       | <b>1</b>       | <b>-</b>     | <b>-</b>       | <b>-</b>       |
| Instructional Leadership                   | 2            | 2              | 1              | 1            | 1              | -              | -            | -              | 1              | -            | -              | -              |
| <b>Doctorate</b>                           | <b>13</b>    | <b>50</b>      | <b>13</b>      | <b>14</b>    | <b>48</b>      | <b>18</b>      | <b>21</b>    | <b>55</b>      | <b>19</b>      | <b>20</b>    | <b>49</b>      | <b>8</b>       |
| Biological Science                         | 3            | 2              | 4              | 3            | 4              | 1              | 7            | 1              | 2              | 5            | 5              | 3              |
| Computer and Info Systems Engr             | 1            | 3              | 1              | 1            | 5              | -              | 1            | 2              | 2              | 1            | 2              | -              |
| Curriculum and Instruction                 | 1            | 2              | -              | 1            | 2              | 4              | 2            | 2              | -              | 3            | -              | -              |
| Educational Leadership                     | 4            | 6              | 1              | 6            | 2              | 1              | 11           | 12             | 4              | 11           | 10             | 1              |
| Physical Therapy                           | 1            | 34             | -              | -            | 31             | -              | -            | 37             | 1              | -            | 30             | -              |
| Psychology                                 | 1            | 2              | 7              | 2            | 3              | 10             | -            | -              | 10             | -            | -              | 4              |
| Public Administration                      | -            | 1              | -              | 1            | -              | -              | -            | -              | -              | -            | -              | -              |
| Public Policy and Administration           | 2            | -              | -              | -            | 1              | 2              | -            | 1              | -              | -            | 2              | -              |
| <b>Total Undergraduate Degrees Awarded</b> | <b>366</b>   | <b>669</b>     | <b>96</b>      | <b>374</b>   | <b>664</b>     | <b>102</b>     | <b>336</b>   | <b>540</b>     | <b>143</b>     | <b>267</b>   | <b>615</b>     | <b>82</b>      |
| <b>Total Graduate Degrees Awarded</b>      | <b>159</b>   | <b>230</b>     | <b>75</b>      | <b>176</b>   | <b>206</b>     | <b>141</b>     | <b>171</b>   | <b>206</b>     | <b>85</b>      | <b>168</b>   | <b>190</b>     | <b>146</b>     |
| <b>Total Degrees Awarded</b>               | <b>525</b>   | <b>899</b>     | <b>171</b>     | <b>550</b>   | <b>870</b>     | <b>243</b>     | <b>507</b>   | <b>746</b>     | <b>228</b>     | <b>435</b>   | <b>805</b>     | <b>228</b>     |

**Tennessee State University  
STEM Degrees Awarded  
2017-2018 to 2020-2021**

|   | Fall<br>2017 | Spring<br>2018 | Summer<br>2018 | Fall<br>2018 | Spring<br>2019 | Summer<br>2019 | Fall<br>2019 | Spring<br>2020 | Summer<br>2020 | Fall<br>2020 | Spring<br>2021 | Summer<br>2021 |
|---|--------------|----------------|----------------|--------------|----------------|----------------|--------------|----------------|----------------|--------------|----------------|----------------|
| <b>Total STEM Degrees<br/>Awarded<sup>1</sup></b> | <b>120</b>   | <b>149</b>     | <b>26</b>      | <b>118</b>   | <b>153</b>     | <b>38</b>      | <b>111</b>   | <b>149</b>     | <b>38</b>      | <b>112</b>   | <b>149</b>     | <b>48</b>      |
| Bachelor  | 89           | 131            | 14             | 85           | 125            | 25             | 79           | 125            | 22             | 78           | 122            | 21             |
| GR Certificate                                    | -            | -              | -              | -            | -              | -              | -            | 2              | -              | -            | 1              | 2              |
| Master  | 27           | 13             | 7              | 29           | 19             | 12             | 24           | 19             | 12             | 28           | 19             | 22             |
| Doctoral  | 4            | 5              | 5              | 4            | 9              | 1              | 8            | 3              | 4              | 6            | 7              | 3              |

<sup>1</sup>STEM Degree Awarded counts include each degree awarded for the term. If a student received multiple credentials for the term, the student is counted for each credential. STEM majors include all majors within the College of Agriculture, College of Life & Physical Sciences, and College of Engineering.

**Tennessee State University**  
**Number of Graduates Awarded a STEM Degree**  
**2017-2018 to 2020-2021**

|   | Fall<br>2017 | Spring<br>2018 | Summer<br>2018 | Fall<br>2018 | Spring<br>2019 | Summer<br>2019 | Fall<br>2019 | Spring<br>2020 | Summer<br>2020 | Fall<br>2020 | Spring<br>2021 | Summer<br>2021 |
|---|--------------|----------------|----------------|--------------|----------------|----------------|--------------|----------------|----------------|--------------|----------------|----------------|
| <b>Total STEM Graduates<sup>1</sup></b> | <b>120</b>   | <b>149</b>     | <b>26</b>      | <b>118</b>   | <b>153</b>     | <b>38</b>      | <b>111</b>   | <b>148</b>     | <b>38</b>      | <b>112</b>   | <b>149</b>     | <b>48</b>      |
| Bachelor                                | 89           | 131            | 14             | 85           | 125            | 25             | 79           | 124            | 22             | 78           | 122            | 21             |
| GR Certificate                          | -            | -              | -              | -            | -              | -              | -            | 2              | -              | -            | 1              | 2              |
| Master                                  | 27           | 13             | 7              | 29           | 19             | 12             | 24           | 19             | 12             | 28           | 19             | 22             |
| Doctoral                                | 4            | 5              | 5              | 4            | 9              | 1              | 8            | 3              | 4              | 6            | 7              | 3              |

<sup>1</sup>The counts of graduates within the chart includes the unduplicated number of students awarded a STEM degree for the term. If a student received more than one of the same credential category within the term, the student is counted only once for the term. If a student received multiple STEM credentials within different categories, the student is counted for the term within each credential category received. STEM degrees include majors within the College of Agricultural Sciences, College of Life & Physical Sciences, and College of Engineering.

**Tennessee State University**  
**STEM Degrees Awarded by Major**  
**2017-2018 to 2020-2021**

|  | Fall<br>2017 | Spring<br>2018 | Summer<br>2018 | Fall<br>2018 | Spring<br>2019 | Summer<br>2019 | Fall<br>2019 | Spring<br>2020 | Summer<br>2020 | Fall<br>2020 | Spring<br>2021 | Summer<br>2021 |
|--|--------------|----------------|----------------|--------------|----------------|----------------|--------------|----------------|----------------|--------------|----------------|----------------|
| <b>Bachelor</b>                            | <b>89</b>    | <b>131</b>     | <b>14</b>      | <b>85</b>    | <b>125</b>     | <b>25</b>      | <b>79</b>    | <b>125</b>     | <b>22</b>      | <b>78</b>    | <b>122</b>     | <b>21</b>      |
| Aeronautical and Industrial Tech           | 15           | 8              | -              | 9            | 8              | 6              | 3            | 12             | 6              | 3            | 6              | 2              |
| Agricultural Sciences                      | 2            | 16             | -              | 7            | 18             | 1              | -            | 20             | 1              | 11           | 20             | 5              |
| Architectural Engineering                  | -            | 3              | 1              | -            | 4              | 1              | 3            | 3              | -              | 2            | 4              | 1              |
| Biology                                    | 17           | 23             | 1              | 14           | 25             | -              | 11           | 24             | 4              | 10           | 31             | 9              |
| Chemistry                                  | 3            | 6              | 2              | 2            | 17             | 1              | 7            | 4              | -              | 3            | 10             | -              |
| Civil Engineering                          | 3            | 5              | 4              | 5            | 4              | 2              | 8            | 4              | 4              | 10           | 10             | -              |
| Computer Science                           | 15           | 27             | 3              | 9            | 14             | 9              | 21           | 17             | 3              | 14           | 6              | -              |
| Electrical Engineering                     | 8            | 10             | -              | 8            | 8              | -              | 3            | 5              | -              | 6            | 3              | -              |
| Family and Consumer Science                | 7            | 18             | 2              | 18           | 15             | 2              | 12           | 25             | -              | 13           | 15             | 1              |
| Mathematical Sciences                      | 2            | 3              | -              | 2            | 3              | -              | 1            | 5              | -              | 1            | 4              | -              |
| Mechanical Engineering                     | 17           | 12             | 1              | 11           | 9              | 3              | 10           | 6              | 4              | 5            | 13             | 3              |
| <b>Graduate Certificate</b>                | <b>-</b>     | <b>-</b>       | <b>-</b>       | <b>-</b>     | <b>-</b>       | <b>-</b>       | <b>-</b>     | <b>2</b>       | <b>-</b>       | <b>-</b>     | <b>1</b>       | <b>2</b>       |
| Applied Geospatial Information             | -            | -              | -              | -            | -              | -              | -            | 2              | -              | -            | 1              | 1              |
| Biochemistry                               | -            | -              | -              | -            | -              | -              | -            | -              | -              | -            | -              | 1              |
| <b>Masters</b>                             | <b>27</b>    | <b>13</b>      | <b>7</b>       | <b>29</b>    | <b>19</b>      | <b>12</b>      | <b>24</b>    | <b>19</b>      | <b>12</b>      | <b>28</b>    | <b>19</b>      | <b>22</b>      |
| Agricultural Sciences                      | 5            | 5              | 4              | 7            | 2              | 6              | 8            | 2              | 2              | 9            | 5              | 7              |
| Biology                                    | 6            | 3              | 1              | -            | 2              | 1              | -            | 3              | 4              | 2            | 5              | 2              |
| Chemistry                                  | 2            | -              | 1              | 2            | 4              | 2              | 1            | 3              | -              | 1            | -              | 4              |
| Computer and Info Systems Engr             | 2            | -              | -              | 3            | 2              | -              | 1            | -              | 1              | 3            | -              | -              |
| Computer Science                           | 7            | 3              | 1              | 7            | 3              | 2              | 11           | 5              | 2              | 5            | 6              | 3              |
| Engineering                                | 4            | 1              | -              | 9            | 5              | 1              | 1            | 4              | 1              | 2            | 3              | 4              |
| Environmental Science                      | -            | -              | -              | -            | -              | -              | -            | -              | -              | 3            | -              | -              |
| Food and Animal Sciences                   | -            | -              | -              | -            | -              | -              | 2            | 2              | 2              | 2            | -              | 2              |
| Professional Science                       | 1            | 1              | -              | 1            | 1              | -              | -            | -              | -              | 1            | -              | -              |
| <b>Doctoral</b>                            | <b>4</b>     | <b>5</b>       | <b>5</b>       | <b>4</b>     | <b>9</b>       | <b>1</b>       | <b>8</b>     | <b>3</b>       | <b>4</b>       | <b>6</b>     | <b>7</b>       | <b>3</b>       |
| Biological Science                         | 3            | 2              | 4              | 3            | 4              | 1              | 7            | 1              | 2              | 5            | 5              | 3              |
| Computer and Info Systems Engr             | 1            | 3              | 1              | 1            | 5              | -              | 1            | 2              | 2              | 1            | 2              | -              |
| <b>Total Undergraduate Degrees Awarded</b> | <b>89</b>    | <b>131</b>     | <b>14</b>      | <b>85</b>    | <b>125</b>     | <b>25</b>      | <b>79</b>    | <b>125</b>     | <b>22</b>      | <b>78</b>    | <b>122</b>     | <b>21</b>      |
| <b>Total Graduate Degrees Awarded</b>      | <b>31</b>    | <b>18</b>      | <b>12</b>      | <b>33</b>    | <b>28</b>      | <b>13</b>      | <b>32</b>    | <b>24</b>      | <b>16</b>      | <b>34</b>    | <b>27</b>      | <b>27</b>      |
| <b>Total STEM Degrees Awarded</b>          | <b>120</b>   | <b>149</b>     | <b>26</b>      | <b>118</b>   | <b>153</b>     | <b>38</b>      | <b>111</b>   | <b>149</b>     | <b>38</b>      | <b>112</b>   | <b>149</b>     | <b>48</b>      |

**Tennessee State University**  
**STEM Major Enrollment**  
**Fall 2017 - Fall 2021**

|  | Fall<br>2017 | Spring<br>2018 | Fall<br>2018 | Spring<br>2019 | Fall<br>2019 | Spring<br>2020 | Fall<br>2020 | Spring<br>2021 | Fall<br>2021 |
|--|--------------|----------------|--------------|----------------|--------------|----------------|--------------|----------------|--------------|
| <b>Total STEM Enrollment<sup>1</sup></b> | <b>1,758</b> | <b>1,560</b>   | <b>1,778</b> | <b>1,485</b>   | <b>1,677</b> | <b>1,450</b>   | <b>1,663</b> | <b>1,370</b>   | <b>1,677</b> |
| Undergraduate                            | 1,507        | 1,320          | 1,511        | 1,237          | 1,433        | 1,204          | 1,418        | 1,130          | 1,446        |
| Graduate                                 | 251          | 240            | 267          | 248            | 244          | 246            | 245          | 240            | 231          |

<sup>1</sup>STEM majors include all majors within the College of Agriculture, College of Life & Physical Sciences, and College of Engineering.

**Tennessee State University**  
**STEM Major Enrollment by College and Major**  
**Fall 2017 - Fall 2021**

|  | Fall<br>2017 | Spring<br>2018 | Fall<br>2018 | Spring<br>2019 | Fall<br>2019 | Spring<br>2020 | Fall<br>2020 | Spring<br>2021 | Fall<br>2021 |
|--|--------------|----------------|--------------|----------------|--------------|----------------|--------------|----------------|--------------|
| <b>College of Agriculture</b>                | <b>325</b>   | <b>315</b>     | <b>355</b>   | <b>326</b>     | <b>371</b>   | <b>342</b>     | <b>378</b>   | <b>341</b>     | <b>384</b>   |
| Agricultural Sciences (BS)                   | 121          | 117            | 139          | 129            | 169          | 157            | 190          | 168            | 213          |
| Agricultural Sciences (MS)                   | 59           | 64             | 67           | 69             | 61           | 59             | 59           | 53             | 44           |
| Applied Geospatial Information (GCRT)        | 4            | 3              | 7            | 4              | 3            | 3              | 3            | 2              | 4            |
| Environmental Science (MS)                   | -            | -              | -            | -              | -            | -              | -            | 2              | 10           |
| Family and Consumer Science (BS)             | 135          | 126            | 134          | 118            | 122          | 107            | 102          | 91             | 89           |
| Food and Animal Sciences (MS)                | -            | -              | -            | -              | 13           | 13             | 21           | 22             | 21           |
| Professional Science (PSM)                   | 6            | 5              | 8            | 6              | 3            | 3              | 3            | 3              | 3            |
| <b>College of Engineering</b>                | <b>879</b>   | <b>762</b>     | <b>862</b>   | <b>703</b>     | <b>782</b>   | <b>660</b>     | <b>767</b>   | <b>598</b>     | <b>744</b>   |
| Aeronautical and Industrial Technology (BS)  | 93           | 81             | 97           | 82             | 77           | 59             | 68           | 49             | 48           |
| Applied and Industrial Technology (BS)       | -            | -              | -            | -              | -            | -              | -            | -              | 4            |
| Architectural Engineering (BS)               | 79           | 67             | 85           | 61             | 74           | 62             | 87           | 70             | 88           |
| Civil Engineering (BS)                       | 94           | 83             | 81           | 63             | 84           | 76             | 87           | 54             | 79           |
| Computer and Info Systems Engineering (MS)   | 9            | 7              | 8            | 10             | 11           | 9              | 7            | 9              | 6            |
| Computer and Info Systems Engineering (PHD)  | 27           | 28             | 26           | 24             | 17           | 22             | 16           | 13             | 13           |
| Computer Science (BS)                        | 225          | 201            | 217          | 181            | 214          | 173            | 196          | 143            | 192          |
| Computer Science (MS)                        | 33           | 29             | 33           | 33             | 35           | 37             | 37           | 35             | 35           |
| Electrical Engineering (BS)                  | 107          | 97             | 119          | 93             | 103          | 77             | 99           | 72             | 106          |
| Engineering (ME)                             | 32           | 32             | 29           | 21             | 23           | 29             | 25           | 32             | 28           |
| Engineering Computational Sciences (PHD)     | -            | -              | -            | -              | -            | -              | 4            | 7              | 11           |
| Mechanical Engineering (BS)                  | 180          | 137            | 167          | 135            | 144          | 116            | 141          | 114            | 134          |
| <b>College of Life and Physical Sciences</b> | <b>554</b>   | <b>483</b>     | <b>561</b>   | <b>456</b>     | <b>524</b>   | <b>448</b>     | <b>518</b>   | <b>431</b>     | <b>549</b>   |
| Biological Science (PHD)                     | 51           | 49             | 57           | 51             | 48           | 42             | 44           | 38             | 38           |
| Biology (BS)                                 | 336          | 297            | 352          | 267            | 338          | 289            | 344          | 280            | 390          |
| Biology (MS)                                 | 15           | 11             | 16           | 18             | 21           | 20             | 16           | 14             | 6            |
| Chemistry (BS)                               | 100          | 85             | 89           | 81             | 81           | 63             | 81           | 73             | 86           |
| Chemistry (MS)                               | 15           | 12             | 16           | 12             | 9            | 9              | 10           | 10             | 12           |
| Mathematical Sciences (BS)                   | 35           | 27             | 29           | 25             | 27           | 25             | 23           | 15             | 14           |
| Mathematics (BS)                             | 2            | 2              | 2            | 2              | -            | -              | -            | 1              | 3            |
| <b>Total STEM Enrollment<sup>1</sup></b>     | <b>1,758</b> | <b>1,560</b>   | <b>1,778</b> | <b>1,485</b>   | <b>1,677</b> | <b>1,450</b>   | <b>1,663</b> | <b>1,370</b>   | <b>1,677</b> |

<sup>1</sup>STEM majors include all majors within the College of Agriculture, College of Life & Physical Sciences, and College of Engineering.



**Tennessee State University  
Honors College Undergraduate Enrollment Summary  
Fall 2017 - Fall 2021**

|  | Fall<br>2017 | Spring<br>2018 | Fall<br>2018 | Spring<br>2019 | Fall<br>2019 | Spring<br>2020 | Fall<br>2020 | Spring<br>2021 | Fall<br>2021 |
|--|--------------|----------------|--------------|----------------|--------------|----------------|--------------|----------------|--------------|
| <b>University Undergraduate Enrollment</b>   | <b>6,505</b> | <b>5,678</b>   | <b>6,121</b> | <b>5,056</b>   | <b>5,875</b> | <b>4,842</b>   | <b>6,000</b> | <b>4,554</b>   | <b>6,375</b> |
| <b>Honors College Enrollment<sup>1</sup></b> | <b>386</b>   | <b>369</b>     | <b>460</b>   | <b>538</b>     | <b>450</b>   | <b>467</b>     | <b>581</b>   | <b>673</b>     | <b>662</b>   |
| Female                                       | 294          | 286            | 358          | 425            | 344          | 359            | 452          | 528            | 509          |
| Male   | 92           | 83             | 102          | 113            | 106          | 108            | 129          | 145            | 153          |
| Black  | 324          | 311            | 385          | 454            | 383          | 403            | 516          | 595            | 604          |
| White  | 37           | 36             | 46           | 44             | 31           | 30             | 26           | 31             | 18           |
| Other  | 25           | 22             | 29           | 40             | 36           | 34             | 39           | 47             | 40           |
| Full-time                                    | 381          | 356            | 441          | 524            | 444          | 457            | 569          | 641            | 625          |
| Part-time                                    | 5            | 13             | 19           | 14             | 6            | 10             | 12           | 32             | 37           |
| First - Time Freshmen                        | 51           | -              | 43           | 1              | 30           | 97             | 79           | 154            | 59           |

<sup>1</sup>Honors College Enrollment includes undergraduates enrolled at census who have an active/good standing Honors College code during the enrolled term. Students marked as inactive, on probation, or graduated during the term of enrollment are not counted for such term as enrolled in the Honors College.

**Tennessee State University**  
**Undergraduate Degrees Awarded with University Honors**  
**2017-2018 to 2020-2021**

|  | Fall<br>2017 | Spring<br>2018 | Summer<br>2018 | Fall<br>2018 | Spring<br>2019 | Summer<br>2019 | Fall<br>2019 | Spring<br>2020 | Summer<br>2020 | Fall<br>2020 | Spring<br>2021 | Summer<br>2021 |
|--|--------------|----------------|----------------|--------------|----------------|----------------|--------------|----------------|----------------|--------------|----------------|----------------|
| <b>University Undergraduate Degrees Awarded</b>              | <b>366</b>   | <b>669</b>     | <b>96</b>      | <b>374</b>   | <b>664</b>     | <b>102</b>     | <b>336</b>   | <b>540</b>     | <b>143</b>     | <b>267</b>   | <b>615</b>     | <b>82</b>      |
| Associate Degree   | -            | 59             | 4              | 6            | 31             | 3              | 6            | -              | 22             | 1            | 20             | 1              |
| Bachelor Degree  | 366          | 610            | 92             | 368          | 633            | 99             | 330          | 540            | 121            | 266          | 595            | 81             |
| <b>Undergraduate Degrees Awarded with Honors<sup>1</sup></b> | <b>12</b>    | <b>58</b>      | <b>5</b>       | <b>33</b>    | <b>88</b>      | <b>3</b>       | <b>23</b>    | <b>83</b>      | <b>9</b>       | <b>21</b>    | <b>122</b>     | <b>6</b>       |
| Associate Degree   | -            | 2              | -              | 1            | -              | -              | -            | -              | 3              | -            | 3              | -              |
| Bachelor Degree  | 12           | 56             | 5              | 32           | 88             | 3              | 23           | 83             | 6              | 21           | 119            | 6              |

<sup>1</sup>Degrees Awarded with Honors includes undergraduate degrees awarded for students with an active or graduated Honors College status at the time of graduation. Students coded as on probation or inactive at the time of graduation are not counted as an Honors College degree awarded within the graduation term.