


Fertilizer Amounts per plant, by size and type; when sidedressing **34-0-0** by hand in circles. Apply late Feb. and late June.

For all recent transplants, all shrubs, all conifers, dogwood and all *Malus* and *Pyrus*; with 50 pounds of actual Nitrogen per acre.*

1t


2' Circle
12" radius



1st Year

2t


3' Circle
18" radius



2nd Year

1T 1/2 t


4' Circle
2' radius



3rd Year

2T


5' Circle
2.5' radius



4th Year

2T 2t

6' Circle
3' radius



5th Year

For Shade trees after their first sidedressing;
with 75 pounds of actual Nitrogen per acre

1t

1T

1T 2t

3T 2t

4T

* *Malus* & *Pyrus* should receive the lower rate each spring to reduce likelihood of fireblight. Measure the amounts out one time. Find a cup or cut a paper or plastic cup to fit each amount. Radius is distance from stem to edge of circle. T = Tablespoon t = teaspoon

Comm/Fert/Circle Diagrams w Spoons, 34-0-0 tina, 3-08