



Educator Preparation Report Card

- 2025 District Placement List
- Top Producers of High Demand Endorsements
- 2025 Leader Preparation Employment
- Count of Teachers by EPP

For better viewing of the educator preparation report card, please access this site on your desktop.

- Teacher Preparation
- Leader Preparation
- State Report
- About

Tennessee State University

3500 John A Merritt Blvd, Nashville, TN

<http://www.tnstate.edu/coe/>

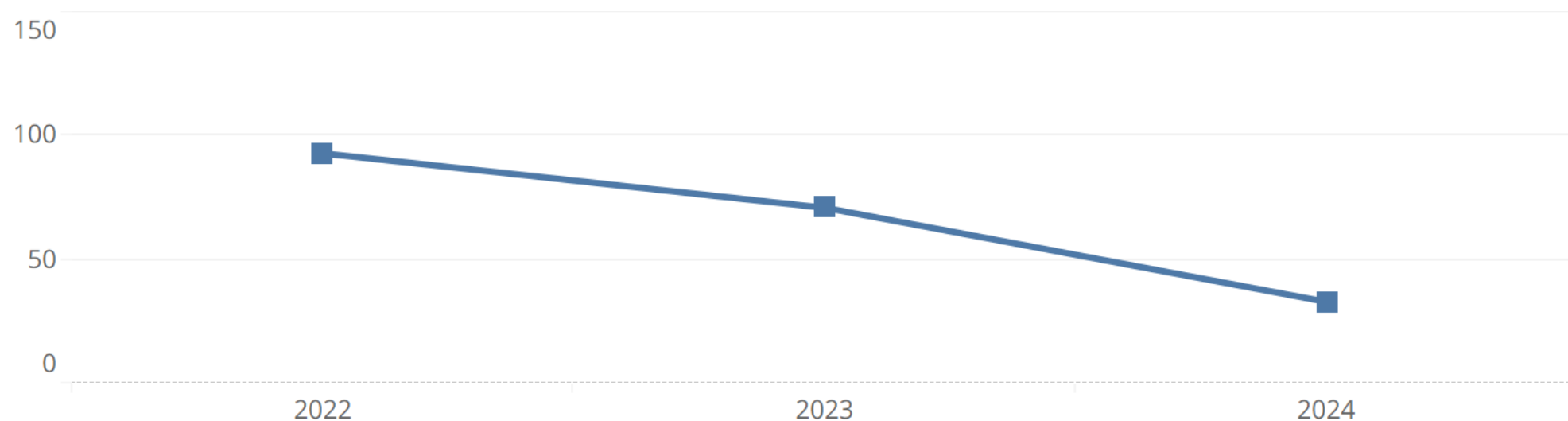


As a Historically Black University (HBCU), Tennessee State University highly values life-long learning, diversity, and commitment to service. The TSU Educator Preparation Provider (EPP) reflects that focus by fostering diversity of candidate teaching placements, intensive clinical experiences, and support for participation in service activities. It is through these experiences that we prepare effective teachers and responsible global citizens.

The Leader Preparation Program at Tennessee State University, housed within the Department of Education Practice and Leadership, emphasizes the development of competent and ethical leaders in PreK-12 education. The program recognizes the importance of addressing equity issues and equips students with the skills necessary to navigate complex challenges in ensuring all students have access to quality education. Key highlights of the program include continuous enrollment to maintain momentum in coursework and dissertation completion, high academic standards, and a rigorous approval process for transferring credits. The program encourages students to engage in research topics that explore systemic barriers, culturally responsive teaching practices, and the role of school leaders in fostering inclusive environments. Through a focus on ethical leadership and practical application, the program prepares graduates to make significant contributions to educational leadership and equity in their future careers.

Provider Type
Public

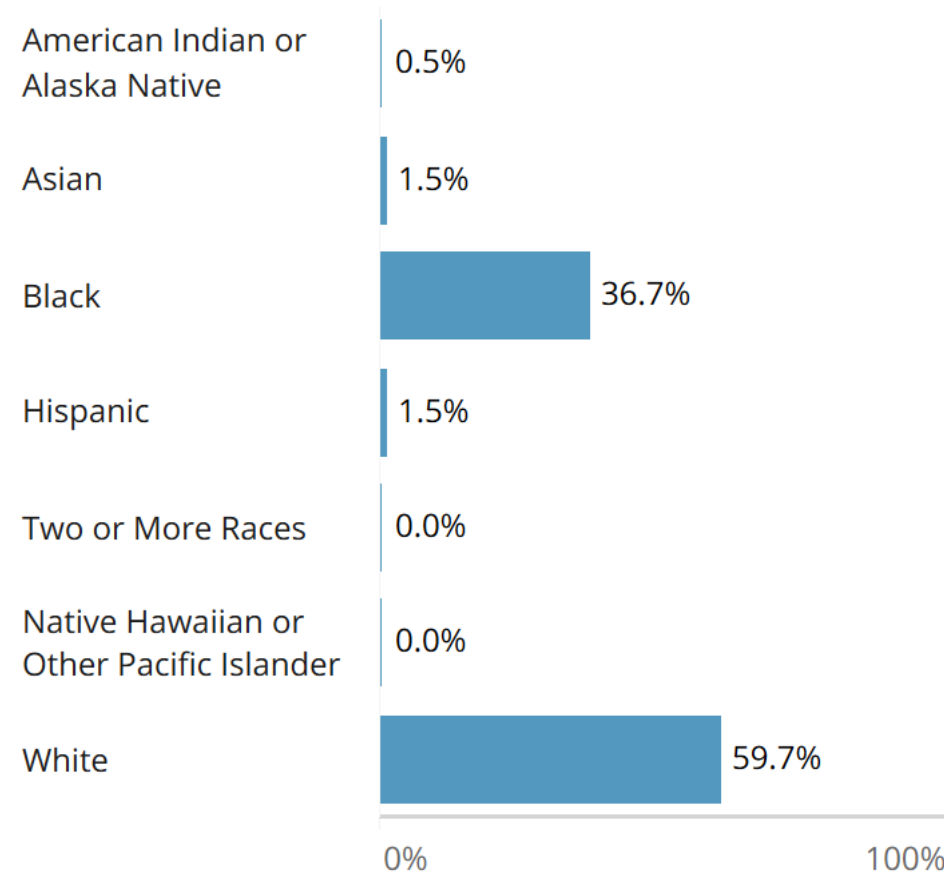
Cohort Members per Year



N-Size: 197

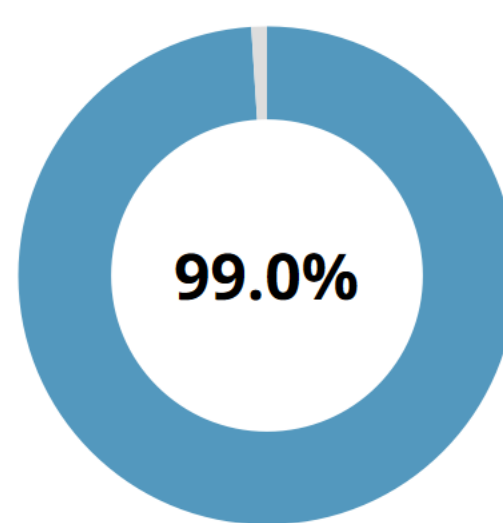
What is this metric?
This metric indicates the number of cohort members in each of the three years included in this report card.

Completers by Race



What is this metric?
This metric shows the racial and ethnic composition of the three-year cohort.

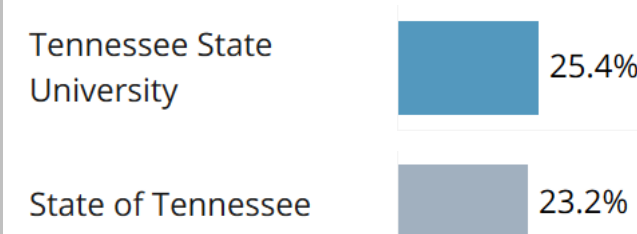
Praxis Leader Licensure Pass Rate



N-Size: 196

What is this metric?
This metric reports the percentage of cohort members who passed the Praxis School Leaders Licensure Assessment (SLLA) within two attempts.

Rate of Employment as Administrators in Tennessee Public Schools



N-Size: 197

What is this metric?
This metric reports the percentage of cohort members who were employed as administrators in Tennessee public schools during the 2022-23, 2023-24, and/or 2024-25 school years. Administrators include principals, assistant principals, and supervisors.

Archived Report Cards

Social Media [f](#) [X](#) [▶](#) [in](#)

About the State Board

- Meetings
- Board Members
- Executive Director
- Master Plan

Quick Links

- Rules and Policies
- Ed Prep Report Card
- Charter Schools
- Licensure

Other Education Sites

- Tennessee Department of Education
- State Report Card
- Tennessee Educator Acceleration Model (TEAM)
- Tennessee Value-Added Assessment System (TVAAS)

State Board of Education
Dr. Sara Heyburn Morrison

500 James Robertson Parkway
8th floor, Davy Crockett Tower
Nashville, TN 37243
(615) 741-2966
(615) 741-0371 Fax

