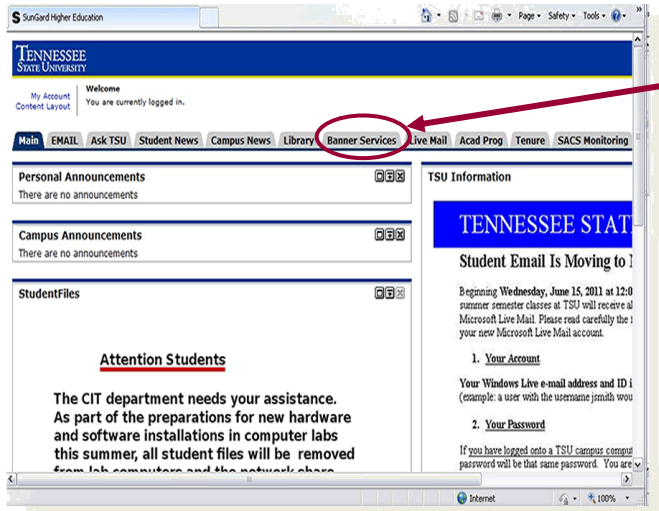
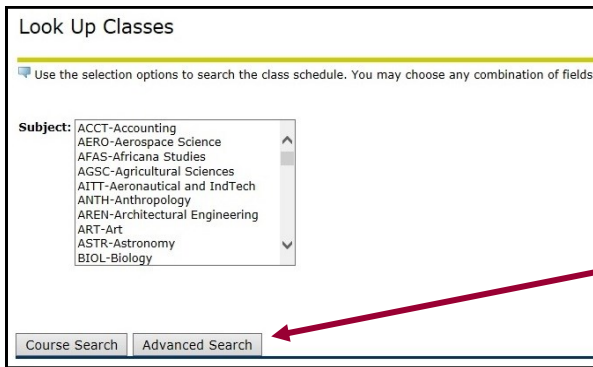


Maymester Class Search

After logging-on to *myTSU*, you will see the Welcome/Main page below.

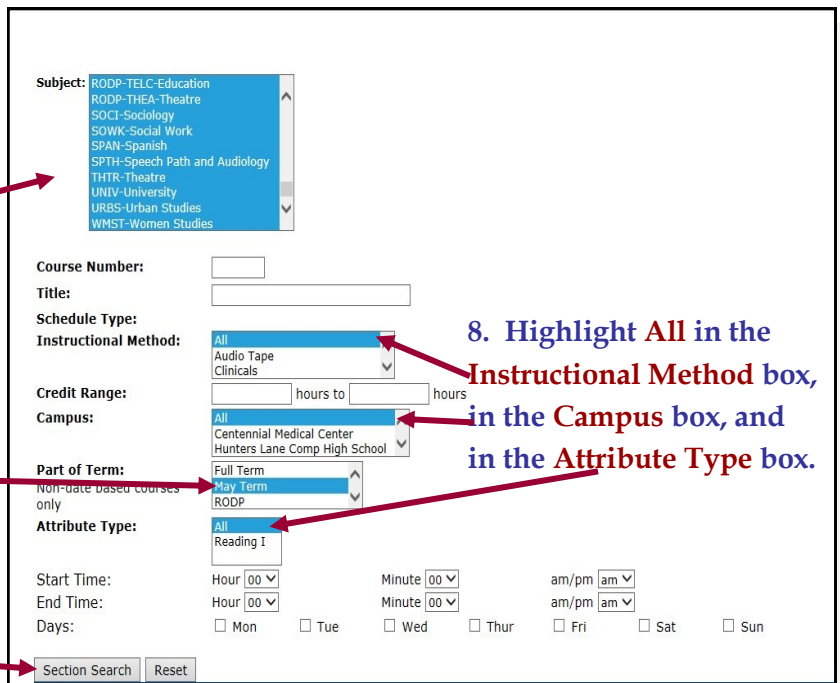


1. To initiate a search for classes, click on the **Banner Services** tab to access the Main Menu.
2. From the Main Menu, click on the **Student** link to access the Student Menu.
3. From the Student Menu, click on the **Registration** link to access the Registration menu.
4. From the Registration Menu, click on the **Look Up Classes** link to access Term/Date Range form.
5. Choose the appropriate term from the drop-down menu (Maymester courses are part of Summer term) and click **Submit** to access the Look Up classes form.



6. On the Look Up Classes form, scroll to the bottom of the screen and click **Advanced Search**.

7. Highlight **all subjects** by clicking on the first subject, holding down the shift key on your keyboard, scroll to the bottom of the Subject box, and click the last subject.



9. Highlight **May Term** in the **Part of Term** box.

10. Click **Section Search** to see a listing of all courses offered for Maymester.

8. Highlight **All** in the **Instructional Method** box, **All** in the **Campus** box, and **All** in the **Attribute Type** box.