

Find reports & more

- MY STUFF**
- Dashboards
 - Shortcuts
 - Intelligence Events
- STANDARD REPORTS**
- Real-Time
 - Audience**
 - Overview**
 - Demographics
 - Behavior
 - Technology
 - Mobile
 - Custom
 - Visitors Flow
 - Traffic Sources
 - Content
 - Conversions
- Help**
- The Visitors Overview Report
 - Comparing Metrics
 - Using the Interactive Table
 - Common Report Controls
 - Video: Add Advanced Segments
- Help center
- Search help center

Audience Overview

Aug 1, 2012 - Aug 31, 2012

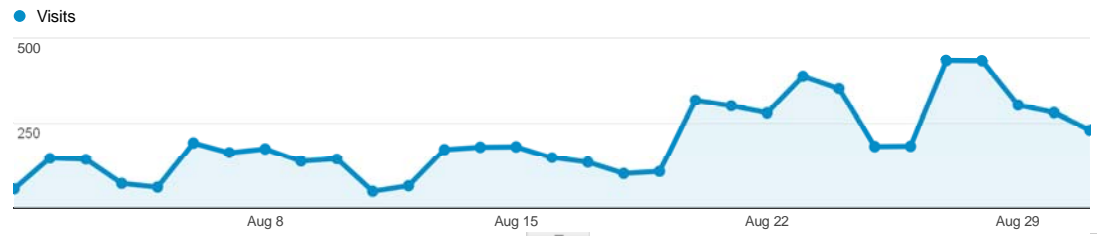
Advanced Segments | Email | Export | Add to Dashboard | Shortcut

100.00% of visits

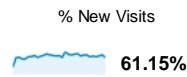
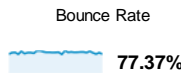
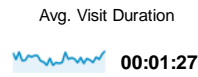
Overview

Visits vs. [Select a metric](#)

Hourly | Day | Week | Month



4,328 people visited this site



61.17% New Visitor
3,727 Visits

38.83% Returning Visitor
2,366 Visits

Demographics

- Language
 - Country / Territory
 - City
-
- System**
- Browser
 - Operating System
 - Service Provider
-
- Mobile**
- Operating System
 - Service Provider
 - Screen Resolution

Language

	Visits	% Visits
1. en-us	6,049	99.28%
2. en	14	0.23%
3. zh-cn	8	0.13%
4. en-gb	7	0.11%
5. he	5	0.08%
6. en_us	4	0.07%
7. zh-tw	2	0.03%
8. *30789a483078979530789a5830789a2c307898a4	1	0.02%
9. ar	1	0.02%
10. it	1	0.02%

[view full report](#)

This report was generated on 2/21/13 at 12:58:50 PM - [Refresh Report](#)