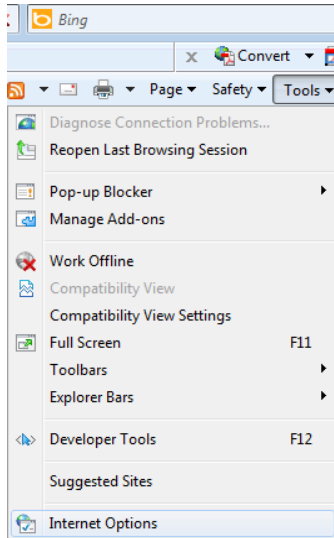


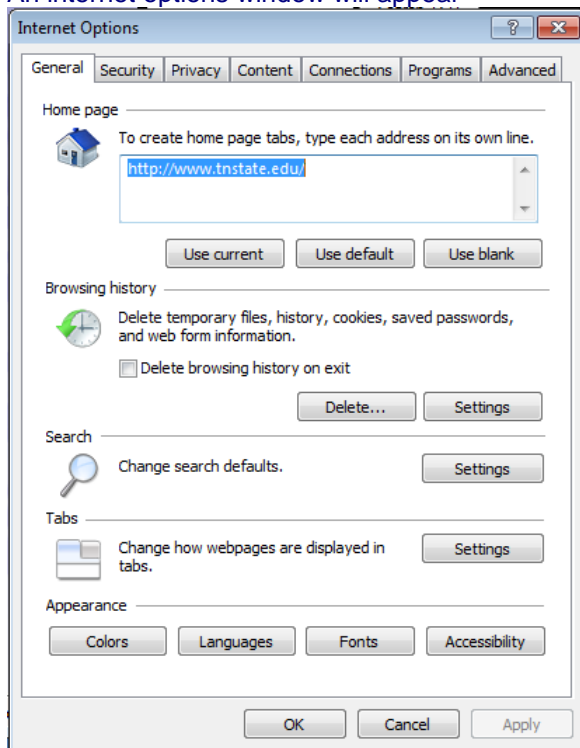
## How to Open Banner

When trying to open Banner, if you are seeing a blank page, or the browser suddenly closes, it may mean that the JInitiator (an active x component required for banner) is no longer working. This occurs sometimes after a Microsoft Update. In order to reinstall the JInitiator, you may need to disable your popup blockers to allow the Active X install.

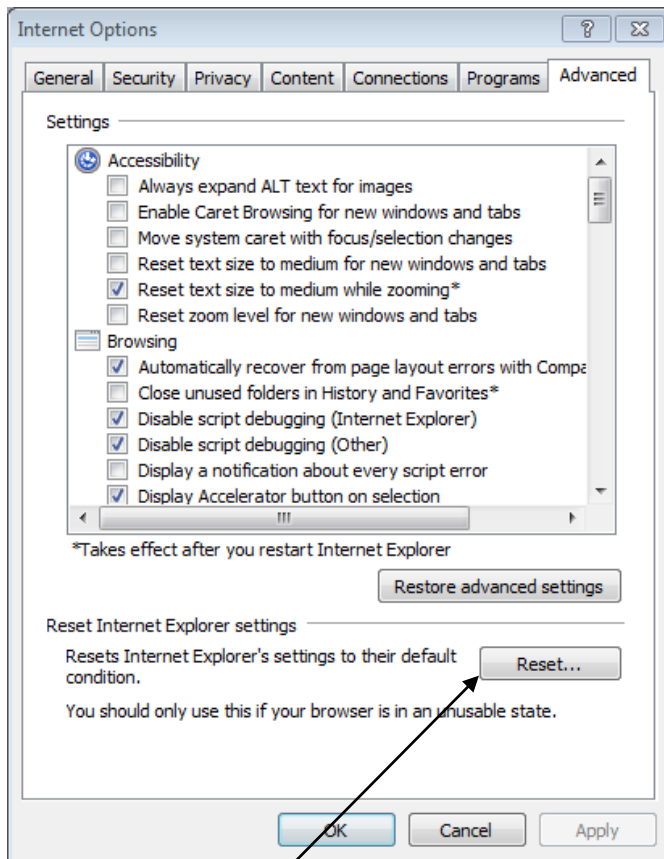
Click on the tools button in IE and select the Internet Options menu item.



An internet options window will appear

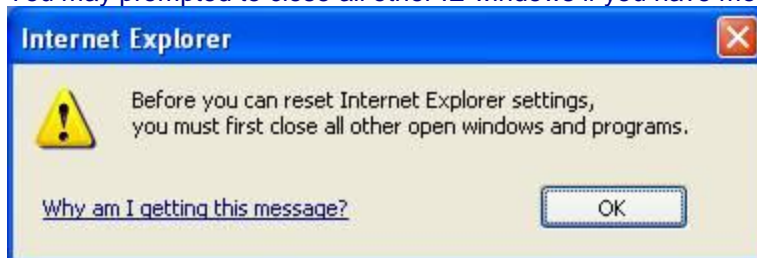


Click on the Advanced Tab



Click on the Reset Button

You may be prompted to close all other IE windows if you have more than one open.



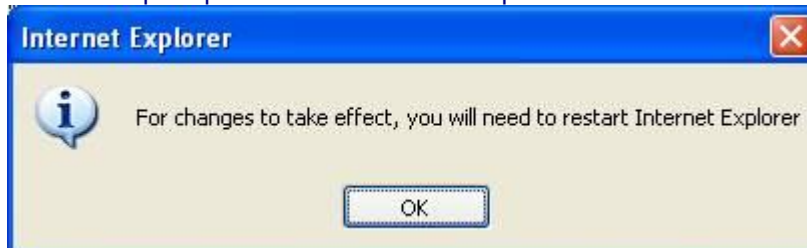
Click on the Reset button.



A reset window will appear: Click close when it is done.



You will be prompted to restart Internet explorer. Click on the Ok button and close the browser.



Open a new browser.

The first page which will appear is the run once screen. You can make the suggested changes later.



Type in the URL for INB Banner

<http://orbiter.tnstate.edu:9090/>

in internet explorer and click on the Production Database Link.



A pop up will open notifying you of the yellow information bar. Click on the close button



Click on the information bar and select the Run ActiveX Control option.



A security warning will appear, and ask you if you want to install the JInitiator. Click on the RUN button.



The Login window should now appear:

