



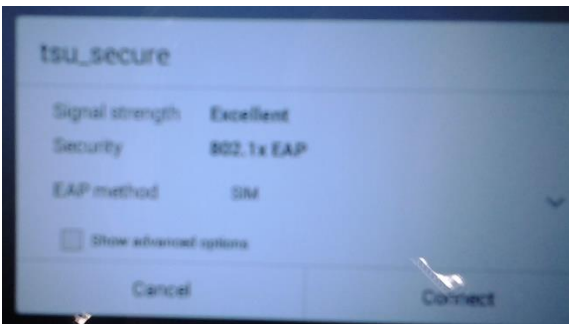
From home screen, tap the Apps button. It looks like a circle with 6 dots.



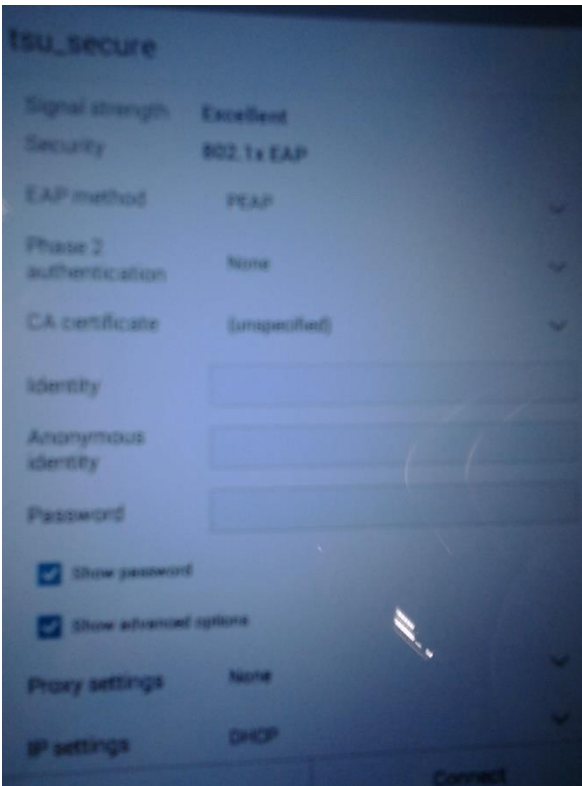
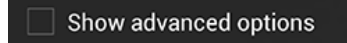
Tap Settings icon. It usually looks like a gear.



Make sure Wi-Fi is set to "ON". Tap Wi-Fi to see what networks are available.



Tap "tsu\_secure". Tap the checkbox next to "Show advanced options".



EAP Method: PEAP

Phase 2 Authentication: MSCHAPV2

CA Certificate:

Identity: (your TSU wireless user name)

Password: (your TSU wireless password)

Note: If you check "Show password" you can make sure you are typing in the correct password.